

 PRICE LIST 2024



VARIO
STAR



VARIO
PERFECT



VARIO
ALKOVEN



VARIO
SIGNATURE

VARIO STAR

COMFORT MOBILE 8 - 9 m.
Integrated motorhomes for two to four individuals.
Only 2.33 meters wide. On chassis up to 8.8 t.
Compact and highly manoeuvrable for a plus in
driving comfort. Single or double beds. Roof
increase in the tail for plenty of headroom in
the sleeping area.

THE 2-PERSON MOTORHOME

VARIO Star	page	04
Powerfull chassis	page	04 - 05
Technical Data	page	06
Prices	page	07
Floor plans	page	08 - 09
Equipment components	page	10 - 19

VARIO PERFECT

LUXURY MOBILE 8 - 12 m.
VARIO Perfect. VARIO Perfect Platinum.
Integrated motorhomes on truck and bus
chassis from 7.5 to 26 t.
Powerful chassis of Mercedes-Benz and
MAN, individual floor plans with up to four
slide outs and car garage as well as excep-
tional luxury are characteristic.

THE SPORTY LUXURY CLASS

VARIO Perfect	page	20 - 21
Powerfull chassis	page	22 - 23
Technical Data	page	24
Prices	page	25
Floor plans	page	26 - 29
Equipment components	page	30 - 47

VARIO ALKOVEN

FAMILY MOBILE 8 - 12 m.
Mobile home, which can accommodate
two separate sleeping areas with at least
four fixed beds. Chassis 7,5 to 26 t.
Different concepts for living areas guarantee
maximum comfort. The original-cab of the
chassis is maintained.

THE EXCLUSIVE ALCOVE

VARIO Alkoven	page	48 - 49
Powerfull chassis	page	50 - 51
Technical Data	page	52
Prices	page	53
Floor plans	page	54 - 55
Equipment components	page	56 - 69

VARIO SIGNATURE

EXCLUSIVE VEHICLE 10,5/12 m. 18/26 t.
The semi-integrated integrated one. Exclusive VARIO
body construction and characterful front / platform
of the XXL driver's cabin with variable seating order
for fourfold pilot and co-pilot feeling. Living room
with pull-down bed at full headroom, intelligent
360 ° all-round view system.

THE PROMINENT

VARIO Signature	page	70 - 71
Powerfull chassis	page	72 - 73
Technical Data	page	72 - 73
Prices	page	72 - 73
Floor plans	page	72 - 73
Equipment components	page	74 - 83





We build emotions.
Comfort packs for maximum safety.
Exclusive for discerning motorhome enthusiasts.

VARIO mobil

welcomes you.

In the belief that we coach-motorists discover new worlds with curiosity, courage and tolerance, each VARIOmobil is an exclusive unique with all modern conveniences. Custom built for you - for the best days of the year.

Your safety is our motive. With the introduction of the VARIO Perfect 1200 Platinum, the new model year begins. In the fine-tuning 2024, we have explored the entire range of technically possible options for you and built the very first motorhome with 4 slide outs.

A multitude of innovative safety and assistance systems are just as natural as the luxurious heating system and the rear garage in all 12-metre models.

Enjoy 100% PLANNING FREEDOM of floor plan, design and all equipment details. We are happy to realize your wishes with great attention to each detail and with more than 40 years experience in the automotive industry.

You are completely at home even when you are travelling in your exclusive motorhome

VARIO mobil

CHASSIS

VARIO STAR

COMPACT CLASS.
EXCELLENT COMFORT.
MAXIMUM DESIGN FLEXIBILITY.
RIDING ASSISTANCE AND SAFETY AS STANDARD.

The VARIO Star is build individually for you on a powerful front-engine chassis:

VARIO STAR 800
MAN TGL 8.220 BL / 8.250 BL

VARIO STAR 850
MAN TGL 8.220 BL / 8.250 BL

VARIO STAR 900
MAN TGL 8.220 BL / 8.250 BL

The overall length of the vehicle - depend on individual floor plans - amounts from 8,25 to 9 m. The external width of 2,33 m makes this travel mobile very agile and unites a maximum of housing comfort and innovative technology on four wheels.

All VARIO Star models have a raised roof in the rear. This ensures plenty of headroom in the bed area, which you will appreciate especially in hot summer nights. Important super-structures such as SAT antenna or air conditioning system are placed in the lowered front roof range. This guarantees a low overall height of 3.40 m, making it easier to drive through passages, ship and store your motorhome.

Generous stowage compartments ensure considerable payload capacities thanks to optimum use of the available space. The friendly, bright interior of the vehicle is made of real wood.

With great attention to any detail, each VARIOmobile is made as a one-off in high-end manufacturing. We combine the most beautiful interiors with the best comfort for you. 100 % custom made. With a personal feel-good guarantee.



Chassis	MAN TGL 8.220 BL
Wheelbase	4.200 / 4.500 / 4.800 mm
GVWR	8.800 (7.490) kg
Front axle load limit	4.000 kg
Rear axle load limit	5.600 kg
Engine	4-cylinder diesel engine, two phase turbo charging, intercooling and exhaust gases recirculation. Particle filter with SCR catalyst
Displacement	4.580 ccm
Performance	162 kW / 220 hp at 2.300 rpm EURO VI - E
Torque	850 Nm at 1.300 - 1.800 rpm
Brake system	electronic brake system BrakeMatic, ABS, engine brake, compressed air convection dryer, ASR + ESP, emergency braking assistant
Steering	servo, steering wheel adjustable
Suspension	FA boosted, parabolic spring RA air suspension stabilisers
Tyres equipment	235 / 75 R 17,5
Gear box	6-speed automatic transmission, TipMatic®
Fuel tank	180 l Diesel / 20 l AdBlue
Electrical system	24 V, 2 x 88 Ah batteries
Alternator	28 V / 120 Ah
Anti-theft device	steering lock immobiliser
Miscellaneous	outside thermometer, cruise control, air condition drivers cab, multi function steering wheel, differential lock RA, lane guard assist, M+S snow tyres



MAN
TGL 8.250 BL

Chassis

4.200 / 4.500 / 4.800 mm

Wheelbase

8.800 (7.490) kg

GVWR

4.000 kg

Front axle load limit

5.600 kg

Rear axle load limit

6-cylinder diesel, in line engine,
intercooling and exhaust gases recirculation.
Particle filter with SCR catalyst

Engine

6.871 ccm

Displacement

184 kW / 250 hp at 2.200 rps
EURO VI - E

Performance

1.050 Nm at 1.200 - 1.600 rps

Torque

electronic brake system BrakeMatic, ABS,
engine brake, compressed air convection dryer,
ASR + ESP, emergency braking assistant

Brake system

servo, steering wheel adjustable

Steering

FA boosted, parabolic spring
RA air suspension
stabilisers

Suspension

235 / 75 R 17,5

Tyres equipment

12-speed
automatic transmission, TipMatic®

Gear box

180 l Diesel / 20 l AdBlue

Fuel tank

24 V, 2 x 88 Ah batteries

Electrical system

28 V / 120 Ah

Alternator

steering lock
immobiliser

Anti-theft device

outside thermometer, cruise control, air condition drivers cab,
multi function steering wheel, differential lock RA, lane guard assist,
M+S snow tyres

Miscellaneous



VARIO STAR

ARRIVE SAFELY.
DRIVER ASSISTANCE.
UNIQUENESS AND COMFORT.

Type VARIO	Chassis	Wheel-base	GVWR / gross vehicle weight rating	Weight in working order*	Payload** approx. (kg)	Seats with seatbelt***
STAR 800	MAN TGL 8.220 BL	4.200	8.800 (7.490)	6.450	2.350 (1.040)	3 (4)
STAR 850	MAN TGL 8.220 BL	4.500	8.800 (7.490)	6.650	2.150 (840)	3 (4)
STAR 900	MAN TGL 8.220 BL	4.800	8.800 (7.490)	6.850	1.950 (640)	3 (4)



Type VARIO	Chassis	Length	Width ⁽¹⁾	Height ⁽²⁾	Fresh-water-tank	Grey water tank	Black water tank	Vehicle basic price without tax	Vehicle basic price 19 % German tax included ⁽³⁾
STAR 800	MAN TGL 8.220 BL	8.250	2.330	3.400	300	200	150	481.907,56	573.470,00
STAR 850	MAN TGL 8.220 BL	8.650	2.330	3.400	350	200	200	490.739,50	583.980,00
STAR 900	MAN TGL 8.220 BL	9.000	2.330	3.400	350	200	200	502.521,01	598.000,00

Please note the extensive basic equipment of our exclusive motorhomes. The basic vehicle price⁽³⁾ for VARIOmobil includes 100% individual construction, driver assistance and safety systems as well as many other high-quality details as standard. Compact dimensions and weight-optimized: the VARIO Star.

The detailed motorhome equipment can be found on the preceding pages "Chassis" as well as on the following pages „equipment details“.

All vehicle prices are quoted ex factory Bohmte in the context of manufacturing a new vehicle.

- * **Weight in working order means according to regulation (EU) Nr. 1230/2012:** unloaded weight including driver (75 kg), 90 % fuel, 100 % fresh water, 2 x 11 kg aluminium gas bottles, on board tool kit.
- ** **The payload according to regulation (EU) Nr. 1230/2012** results from the difference of the gross vehicle weight rating (GVWR) and the weight of the vehicle in working order including standard equipment.
- *** **The number of seats with seat belt is depending on floor-plans.** Parenthesised data = optional equipment.

Optional equipment (extras / accessoires) increases the weight in working order and reduces the payload. For the weight of the extra equipment please refer to this brochure.

The load-carrying capacity is reduced by installing special equipment (= extras / extra equipment) and accessories. Moreover, the load-carrying capacity not only depends on the weight in working order, the actual vehicle mass, the weight of the accessories and the GVWR, but also on the respective axle loads. Prerequisites for using the full vehicle-technically possible payload is a corresponding relation to the axle load distribution.

The declaration of weight is approximately data. Variations of +/- 5 % in the range of craft tolerance are possible and allowed.

The specified maximum permissible number of persons is depending on weight and axle load. It can be reduced when extras are mounted (= optional equipment / accessoires), so in favour of the payload individual seats can not be used. If all seats shall be used, the payload has to be reduced partially. It is not allowed to exceed the permissible maximum weight (GVWR) and the maximum axle loads.

- ⁽¹⁾ Total vehicle width 2.330 mm = body width 2.300 mm.
- ⁽²⁾ The total height depends on the dimension / height of the storage room / garage / car garage.



VARIO STAR

WELCOME

WE WOULD LIKE TO WELCOME YOU TO THE FANTASTIC WORLD OF VARIOMOBIL.

Here you will see models of exclusive travel caravans and high-end business solutions. Based on our highest outfit details we provide a quality only VARIOmobil is known for around the world. This extraordinary package makes your VARIOmobil a precious and unique item.

That's the reason why we offer **100% customized** individual solutions for our customers. The philosophy about our construction is so unique, that it can neither be reflected in a model range nor in a car configurator mode. A VARIOmobil is always an explicit product of the individual consultation with our customers. Just ask us. We are more than happy to answer all your questions in regards to your personal mobility.

Special requests not exist for us, but wishes that we would like to implement to your satisfaction. We manufacture residential and business mobiles, 100% custom made and offer 100% choice in every configuration detail, harmoniously matched in function, quality and design. **A VARIOmobil is the completion** of more than four decades acquired expertise in the HIGH-END vehicle construction. Experience unique MANUFACTURE construction and 100% planning freedom in layout, equipment and design.

Here you will find tried-and-tested floor plan ideas for exclusive motorhomes that do not lack comfort. Therefore, your VARIOmobil is equipped with large storage capacities in all areas and offers space for all the things you would like to have with you - for example in a very large rear garage.

All layouts shown here are floor plan solutions that have been tested by experienced globetrotters. And yet your wishes for a perfect motorhome can be completely different. Of course, we will also develop your individual floor plan for you so that you feel completely at home - in your exclusive VARIOmobil.



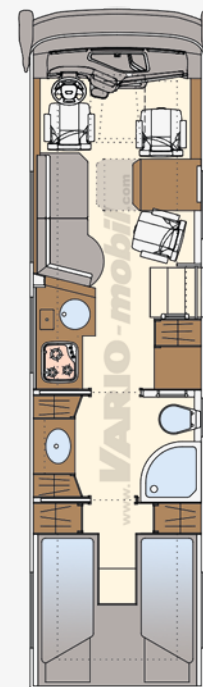
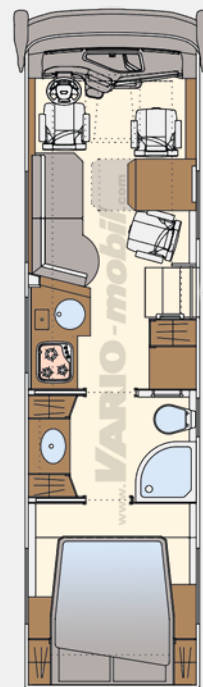
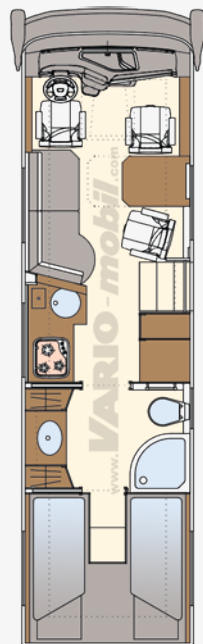
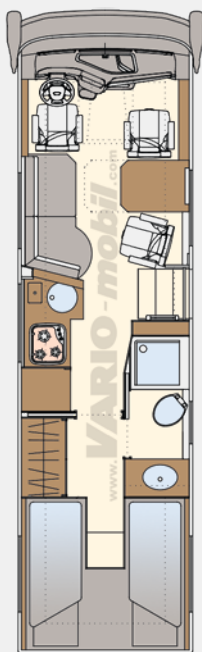
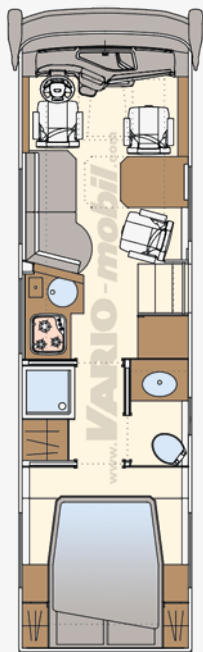
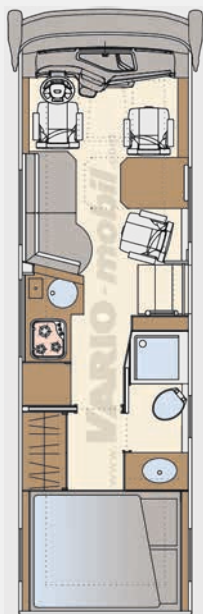
The floor plans shown here may include special equipment.

FLOOR PLANS

Star 800 E	Star 850 A	Star 850 B single beds	Star 850 D single beds	Star 900 A	Star 900 B single beds
------------	------------	---------------------------	---------------------------	------------	---------------------------

100 % PLANNING FREEDOM for floor plan, equipment and design.

See more examples of individual interiors at www.vario-mobil.com.



Code	Description	kg	800	850	900	Net Price EURO	Price / EURO incl. 19 % German tax
Chassis MAN TGL 8.220 BL							
S	MAN TGL 8.220 BL, 4-cylinder diesel engine with two-stage turbocharging, intercooling and exhaust gas recirculation, particle filter with SCR catalytic converter, 4,580 ccm, 162 kW / 220 hp at 2,300 rpm, 850 Nm, EURO VI - E, BrakeMatic electronic braking system, ABS, engine brake, heated compressed air dryer, ASR + ESP, emergency brake assistant, lane departure warning, VA reinforced, parabolic suspension, HA air suspension, stabilizers, automated 6-speed gearbox, TipMatic®, steering wheel lock with immobilizer. Driver's platform raised, engine cover approx. 150 mm height.		■	■	■		
S	Driver's platform raised, engine cover approx. 150 mm height		■	■	■		
S	Differential lock FA		■	■	■		
S	Automatic climate control in the driver's cab		■	■	■		
S	P1TP Cruise control ACC, distance-controlled		■	■	■		
S	Diesel tank 180 l, 35 l AdBlue		■	■	■		
S	P2GC Leather multifunction steering wheel		■	■	■		
S	High-beam assistant, headlight switch automatic, light sensor		■	■	■		
S	MAN Easy Start (Start and roll away aid)		■	■	■		
S	MAN instrument cluster Professional, 12.3" color display		■	■	■		
S	MAN safety package: EBA emergency brake assistant, LDW lane departure warning system		■	■	■		
S	P2LZ MAN media system, navigation professional 12.3" infotainment system with 12.3" monitor, truck navigation with online traffic, radio with FM / KW / MW / LW, digital radio DAB+, Bluetooth music streaming, hands-free functionality for two mobile phones, AUX IN / USB, speakers, antenna		■	■	■		
O	C200 Engine variant MAN TGL 8,250, 6-cylinder in-line engine, Euro 6, 6,871 ccm, 184 kW / 250 hp at 2,200 rpm, 1,050 Nm at 1,200 - 1,600 rpm, automated 12-speed TipMatic® gearbox	370	<input type="checkbox"/>	<input type="checkbox"/>	<input type="checkbox"/>	8.121,01	9.664,00
O	C202 Air suspension FA, body lifting / lowering device	50	<input type="checkbox"/>	<input type="checkbox"/>	<input type="checkbox"/>	14.424,37	17.165,00
O	P0OW Aluminum rims ALCOA Dura Bright 6.75 x 17.5, 6-fold, 17.5"	-54	<input type="checkbox"/>	<input type="checkbox"/>	<input type="checkbox"/>	3.201,68	3.810,00
O	P2F5 Storage table on the passenger side	2	<input type="checkbox"/>	<input type="checkbox"/>	<input type="checkbox"/>	686,55	817,00
O	P202 Additional water heater 4 kW driver's cab	8	<input type="checkbox"/>	<input type="checkbox"/>	<input type="checkbox"/>	2.081,51	2.477,00
O	C880 Load variant TGL 10.220 for series 8.220		<input type="checkbox"/>	<input type="checkbox"/>	<input type="checkbox"/>	5.516,81	6.565,00



STAR

PERFECT

ALKOVEN

SIGNATURE

Code	Description	kg	800	850	900	Net Price EURO	Price / EURO incl. 19 % German tax
CHASSIS (quod vide detailed chassis equipment)							
S	Engine compartment with additional sound absorption		■	■	■		
S	Brake system with disc brake at front- and rear axle, stabilizers		■	■	■		
S	Anti blocking system (ABS), ASR, ESP		■	■	■		
S	High grade steel wheel covers all around		■	■	■		
S	M + S (winter) tires on all axles		■	■	■		
S	Bus exterior mirrors, heated, with electrical adjustment and additional wide-angle mirror, front mirror on the driver's side and approach mirror on the passenger side		■	■	■		
S	LED headlights, LED fog lights, LED rear light unit		■	■	■		
S	SKA comfort seat with integrated 3-point automatic safety belt, rotatable, integrated headrest/armrests, height and inclination adjustment, seat cushion depth adjustment, pneumatic lumbar support, high-quality upholstery fabric		■	■	■		
S	Multifunction steering wheel, power steering		■	■	■		
S	Outside thermometer		■	■	■		
S	Electronic immobilizer as anti-theft device		■	■	■		
S	Original frame lowering for high trailer loads		■	■	■		
O	C295 Repainting dashboard		□	□	□	1.142,86	1.360,00
O	C296 Repaint parts of the dashboard, colour: leather seats		□	□	□	521,01	620,00
O	C298 Dashboard covered with leather, bicolour design (MAN/MB Atego)	10	□	□	□	7.855,46	9.348,00
O	C311 Double air pressure horn	4	□	□	□	705,88	840,00
O	C996 Compressed air connection in underfloor storage room	2	□	□	□	633,61	754,00
O	D031 Stainless steel wheel hub cover RA - alloy wheels 17.5"	4	□	□	□	498,32	593,00
O	D014 Splash guards front and rear	8	□	□	□	1.021,01	1.215,00
O	D005 VARIO e-Mirror, camera-based mirror system, 2 x 12.3" monitors with anti-reflective screen surfaces on the A-pillars, heated outside cameras left/right (replace the main mirror, the wide-angle mirror and the approach mirror)	-8	□	□	□	6.159,66	7.330,00
O	E501 Twin Video rear-view color camera with motorized dust flap, 7" LCD color monitor, IR LEDs for close-up camera	7	□	□	□	2.652,10	3.156,00
O	E504 Reversing alarm acoustic		□	□	□	191,60	228,00
O	E506 360° all-round view camera system with 10" monitor, 4 x HD cameras with a viewing angle of 180° (horizontal), individual images can be called up	6	□	□	□	6.405,88	7.623,00
O	E508 Camera under the floor in the area of the disposal nozzle, monitor	2	□	□	□	1.580,67	1.881,00
O	E509 Switch for manual activation 360° camera		□	□	□	371,43	442,00
O	R002 Trailer hitch 3,500 kg with GVWR = 7,490 kg (3,000 kg with GVWR < 10,000 kg), socket 12 V	20	□	□	□	2.884,03	3.432,00
O	R102 4 x hydraulic supports for GVWR 6,000 - 9,500 kg, double-acting cylinders, fully automatic alignment, manual emergency manual operation	90	□	□	□	12.328,57	14.671,00
O	R105 Load distribution plates (4) with loops 400 x 400 mm for hydraulic supports, enclosed loose	24	□	□	□	310,08	369,00

Code	Description	kg	800	850	900	Net Price EURO	Price / EURO incl. 19 % German tax
BODYWORK							
S	Full insulated self supporting body, glass fibre reinforced plastic (GRP), formed components seamless mounted		■	■	■		
S	Corner joint profile without cold bridge GRP		■	■	■		
S	GRP / Aluminium-sandwich-roof with 40 mm insulation, completely walkable		■	■	■		
S	Roof outer surface GRP with tissue reinforcement and gelcoat surface, white, as far as possible insensitive to hail		■	■	■		
S	GRP sandwich floor with 40 mm insulation, under frame construction galvanised, painted steel profiles		■	■	■		
S	Underbody wax coating at the frame		■	■	■		
S	Side walls with GRP (outside) and 40 mm PU-insulation		■	■	■		
S	Bus panorama windscreen, compound glass, toned		■	■	■		
S	Honeycomb inner blind in front of the windscreen with privacy function, electrically operated (12 V)		■	■	■		
S	Drivers cabin: sliding windows, tempered glass, insulated and toned		■	■	■		
S	DOMETIC living room vent window, tinted insulating glazing with blackout and mosquito blind		■	■	■		
S	VARIO entrance door in composite construction, painted frame. Electrical entry door step outside, controlled via door contact, internal entry door steps Entry steps inside, mosquito folding door for VARIO door		■	■	■		
S	One key locking system for storage room flaps and filler necks		■	■	■		
S	2 x roof hoods with forced ventilation, darkening and mosquito blinds		■	■	■		
S	Insulated and heatable rear garage for bicycle / scooter with side wise outside lid, gas props for flaps		■	■	■		
S	Outside flaps in composite construction like VARIO Perfect, painted frame, full insulated, gas props for outside flaps		■	■	■		
S	Underfloor storage rooms full insulated, lined with needle felt, illumination		■	■	■		
S	Insulated double floor system for frost free tank installation		■	■	■		
S	LED position lamps front / rear, LED side positioning lights		■	■	■		
S A009	Oval tube roof railing, aluminium painted		■	■	■		
O E400	4 x LED tail light, white, countersunk in side wall, controlled via reverse gear	10	☐	☐	☐	3.874,79	4.611,00
O E402	LED-back lights jack up mounted, additional flashing and stop lights	4	☐	☐	☐	778,15	926,00
O E404	Lane marker lights red/white on the rear bumper, painted	1	☐	☐	☐	420,17	500,00
O E408	LED outside light with motion detector and steady burning light circuitry, switch off system during travel	1	☐	☐	☐	599,16	713,00
O M003	Awning OMNISTOR 5 x 2,75 m, automatic, painted in vehicle colour, electric drive, 230 V, remotion control	52	☐	☐	☐	4.110,08	4.891,00
O M110	LED-Stripe under awning, 12V, 7W/m, 4000K, dimmable, continuous light strip, no dot display, cover in vehicle colour	2	☐	☐	☐	1.424,37	1.695,00
O S002	Tempered glass vent window instead of plastic window (sliding window in front of the entrance door)	70	☐	☐	☐	8.218,49	9.780,00
O S302	Roof hatch Fiamma, 12 V vent, forced ventilation, darkening blind	7	☐	☐	☐	847,06	1.008,00
O S303	DOMETIC crank roof window Heki 3plus, approx. 960 x 655 mm, Duette honeycomb blind, forced ventilation	15	☐	☐	☐	1.435,29	1.708,00
O S305	DOMETIC crank roof window Midi Heki Style, approx. 700 x 500 mm, combined roller blind, forced ventilation	6	☐	☐	☐	943,70	1.123,00
O S503	Additional outer flap for rear storage compartment with gas pressure lifter	25	☐	☐	☐	4.803,36	5.716,00
O S603	Electric closing aid for entrance door	1	☐	☐	☐	737,81	878,00
O S608	Additional security lock mechanical entrance door	1	☐	☐	☐	768,07	914,00

Code	Description	kg	800	850	900	Net Price EURO	Price / EURO incl. 19 % German tax
INTERIOR							
S	Hanging cupboards / living area and bedroom: flaps with push-lock-mechanism		<input checked="" type="checkbox"/>	<input checked="" type="checkbox"/>	<input checked="" type="checkbox"/>		
S	Wardrobe with clothes rail, doors with 3-point-lock		<input checked="" type="checkbox"/>	<input checked="" type="checkbox"/>	<input checked="" type="checkbox"/>		
S	Additional storage trays at drivers- / co-drivers floor area		<input checked="" type="checkbox"/>	<input checked="" type="checkbox"/>	<input checked="" type="checkbox"/>		
S	SKA living room comfort seat with integrated 3-point-automatic-safety belt, turnable, integrated head- and arm rests, adjustable in height and inclination, seat surface extendable, pneumatic lumbar support, high quality upholstery		<input checked="" type="checkbox"/>	<input checked="" type="checkbox"/>	<input checked="" type="checkbox"/>		
S	SKA -seat with soft upholstery - gathering		<input checked="" type="checkbox"/>	<input checked="" type="checkbox"/>	<input checked="" type="checkbox"/>		
S	Couch with high-quality microfibre upholstery, different colors		<input checked="" type="checkbox"/>	<input checked="" type="checkbox"/>	<input checked="" type="checkbox"/>		
S	Bar table version with extendable interface (500 mm) and newspaper tray		<input checked="" type="checkbox"/>	<input checked="" type="checkbox"/>	<input checked="" type="checkbox"/>		
S	Separation bath and bedroom: insulated sliding doors, sandwich construction with lock and automatic adjustment		<input checked="" type="checkbox"/>	<input checked="" type="checkbox"/>	<input checked="" type="checkbox"/>		
S	Rear bed ventilated with FROLI-bed-system and cold foam mattress , 1.500 / 1.600 x 2.000 mm		<input checked="" type="checkbox"/>	<input checked="" type="checkbox"/>	<input checked="" type="checkbox"/>		
S	Carpet in living room area not fixed / removable		<input checked="" type="checkbox"/>	<input checked="" type="checkbox"/>	<input checked="" type="checkbox"/>		
S	Visible surfaces at ceiling and walls coated with velour / micro fibre		<input checked="" type="checkbox"/>	<input checked="" type="checkbox"/>	<input checked="" type="checkbox"/>		
S	Energy saving LED spots countersunk in ceiling and hanging cupboards		<input checked="" type="checkbox"/>	<input checked="" type="checkbox"/>	<input checked="" type="checkbox"/>		
S	Furniture wood with two sided real wood veneer. Flaps and doors lined with solid wood profiles, door edgings with solid wood profiles		<input checked="" type="checkbox"/>	<input checked="" type="checkbox"/>	<input checked="" type="checkbox"/>		
S F130	Interior in fine wood veneer oak - natural		<input checked="" type="checkbox"/>	<input checked="" type="checkbox"/>	<input checked="" type="checkbox"/>		
S F131	Interior in fine wood veneer beech - subdued colour		<input checked="" type="checkbox"/>	<input checked="" type="checkbox"/>	<input checked="" type="checkbox"/>		
O F132	Interior in fine wood veneer „knotty oak“ - natural		<input type="checkbox"/>	<input type="checkbox"/>	<input type="checkbox"/>	4.507,56	5.364,00
O F133	Interior in fine wood veneer „knotty oak“ - silver, brushed		<input type="checkbox"/>	<input type="checkbox"/>	<input type="checkbox"/>	9.214,28	10.965,00
O F134	Interior in fine wood veneer Canadian maple - light	15	<input type="checkbox"/>	<input type="checkbox"/>	<input type="checkbox"/>	4.892,44	5.822,00
O F135	Interior in fine wood veneer Canadian maple - honey	15	<input type="checkbox"/>	<input type="checkbox"/>	<input type="checkbox"/>	4.892,44	5.822,00
O F136	Interior in fine wood veneer American cherry		<input type="checkbox"/>	<input type="checkbox"/>	<input type="checkbox"/>	9.214,28	10.965,00
O F137	Interior fittings in fine wood veneer American walnut - natural		<input type="checkbox"/>	<input type="checkbox"/>	<input type="checkbox"/>	17.398,32	20.704,00
O F138	Interior fittings in fine wood veneer American walnut - nature		<input type="checkbox"/>	<input type="checkbox"/>	<input type="checkbox"/>	12.899,16	15.350,00
O F139	Interior fittings in fine wood veneer American walnut - dark		<input type="checkbox"/>	<input type="checkbox"/>	<input type="checkbox"/>	12.899,16	15.350,00
O F163	Doors / flaps in white varnish	50	<input type="checkbox"/>	<input type="checkbox"/>	<input type="checkbox"/>	4.424,37	5.265,00
O F170	Furniture design „bentART“, convex rounded flaps, real wood veneer, cubical furniture edges 30 mm	35	<input type="checkbox"/>	<input type="checkbox"/>	<input type="checkbox"/>	6.873,95	8.180,00
O F008	Furniture safe deposit, electronic combination lock	8	<input type="checkbox"/>	<input type="checkbox"/>	<input type="checkbox"/>	434,45	517,00
O F014	Pull-out system for half-height base cabinet	10	<input type="checkbox"/>	<input type="checkbox"/>	<input type="checkbox"/>	1.236,13	1.471,00
O F016	Pull out cabinet with 5 baskets, individual adjustable	20	<input type="checkbox"/>	<input type="checkbox"/>	<input type="checkbox"/>	2.352,94	2.800,00
O F050	Glass show case, illuminated, mirrored rear panel, drinking glasses display, top cabinet on existent cabinet	13	<input type="checkbox"/>	<input type="checkbox"/>	<input type="checkbox"/>	2.672,27	3.180,00
O F052	Drinking glasses set „VARIO“ for glass show case	1	<input type="checkbox"/>	<input type="checkbox"/>	<input type="checkbox"/>	243,70	290,00
O F031	Bar table top with longitudinal sliding fitting	2	<input type="checkbox"/>	<input type="checkbox"/>	<input type="checkbox"/>	573,95	683,00
O N003	Air suspended drivers- / passenger- seat including air switch of valve	30	<input type="checkbox"/>	<input type="checkbox"/>	<input type="checkbox"/>	2.986,55	3.554,00
O F040	Extension in seating bench	8	<input type="checkbox"/>	<input type="checkbox"/>	<input type="checkbox"/>	449,58	535,00
O N006	Leather upholstery living area	20	<input type="checkbox"/>	<input type="checkbox"/>	<input type="checkbox"/>	5.584,03	6.645,00
O N012	ALCANTARA®upholstery	10	<input type="checkbox"/>	<input type="checkbox"/>	<input type="checkbox"/>	4.726,89	5.625,00
O N038	GFW darkening honeycomb blind with privacy function on drivers- and co-drivers window, absolutely opaque	8	<input type="checkbox"/>	<input type="checkbox"/>	<input type="checkbox"/>	1.540,34	1.833,00
O F020	Adjustable rear board for rear bed / single bed	6	<input type="checkbox"/>	<input type="checkbox"/>	<input type="checkbox"/>	315,12	375,00
O F003	Fold away bed (1.950 x 1.300 mm) at drivers cabin, instead of hanging cupboards above drivers- / co-drivers seats	60	<input type="checkbox"/>	<input type="checkbox"/>	<input type="checkbox"/>	5.452,10	6.488,00

	Code	Description	kg	800	850	900	Net Price EURO	Price / EURO incl. 19 % German tax
○	F018	Ceiling lamps, 6 x LED spots countersunk in ceiling, dimmer	2	☐	☐	☐	1.821,00	2.167,00
○	F400	Interior 'blackLINE' (fittings, handles black)		☐	☐	☐	3.670,59	4.368,00
KITCHEN								
S	F004	Kitchen counter top CORIAN® / STARON®		■	■	■		
S		Rubbish bin with cover, flush integrated in counter top		■	■	■		
S		Drawers and pull outs on roller bearing		■	■	■		
S		High grade steel sink with cover countersunk in counter top. Single hand control tap, chrome		■	■	■		
S		3-flames high grade steel gas cooker, integrated glass cover, automatic ignition, countersunk in counter top		■	■	■		
S	K003	177 l refrigerator with AES, ice box 35 l		■	■	■		
S		Bar tray, solid wood, splash guard function between kitchen and Lounge		■	■	■		
S		Hanging cupboards with flaps, shelves and push-lock-mechanism		■	■	■		
S		Outlets 2 x 230 V		■	■	■		
○	K006	TEC-TOWER with 177 l refrigerator, 35 l freezer compartment, mirrored front (gas oven above refrigerator). Surcharge for 177 l refrigerator	10	☐	☐	☐	915,97	1.090,00
○	P004	Microwave with integrated grill	17	☐	☐	☐	1.410,08	1.678,00
○	P007	Dish washer EXQUISIT, fully integrated	30	☐	☐	☐	1.896,64	2.257,00
○	P014	Dish washer Fisher / Paykel, Toploader, fully integrated	38	☐	☐	☐	2.847,90	3.389,00
○	W001	Single hand control tap with extractable sprinkler	2	☐	☐	☐	339,50	404,00
BATH								
S		Inside area splash water-repellent, washable lined		■	■	■		
S		CORIAN® / STARON® wash stand top with acrylic basin, countersunk		■	■	■		
S		Single hand control tap, chrome		■	■	■		
S		Wash stand: mirrored cabinet with threepart mirror, shelves. Floor cupboard with door. Outlet 230 V		■	■	■		
S		Lots of bath accessories (soap dispenser, tooth brush tumbler, toilette roll holder, towel hook)		■	■	■		
S		Separate shower with folding / sliding door		■	■	■		
S		Single hand shower tap with water saving sprinkler, chrome		■	■	■		
S		SEALAND porcelain water closet		■	■	■		
○	J009	CORIAN® / STARON® quadrant shower tray	25	☐	☐	☐	5.138,66	6.115,00
○	J040	Real glass quadrant shower, white, together with bath version „extra roomy“	15	☐	☐	☐	2.574,79	3.064,00
○	J012	Clothes rail in shower	1	☐	☐	☐	92,44	110,00
○	J032	Thermostatic mixing shower tap, chrome	1	☐	☐	☐	295,80	253,00
○	J060	Bathroom walls in concrete look	30	☐	☐	☐	4.125,21	4.909,00

Code	Description	kg	800	850	900	Net Price EURO	Price / EURO incl. 19 % German tax
MULTIMEDIA / INTERNET							
<input type="checkbox"/> E002	LED flat screen TV 32", 12 V, remote control	20	<input type="checkbox"/>	<input type="checkbox"/>	<input type="checkbox"/>	3.055,46	3.636,00
<input type="checkbox"/> E003	LED flat screen TV 24", 12 V, remote control	15	<input type="checkbox"/>	<input type="checkbox"/>	<input type="checkbox"/>	2.322,69	2.764,00
<input type="checkbox"/> E004	Satellite system CRYSTOP Autosat 2, 85 cm parabolic reflector, autolevel, control unit	30	<input type="checkbox"/>	<input type="checkbox"/>	<input type="checkbox"/>	4.671,43	5.559,00
<input type="checkbox"/> E009	External SAT feed in addition to power feed	1	<input type="checkbox"/>	<input type="checkbox"/>	<input type="checkbox"/>	610,92	727,00
<input type="checkbox"/> E006	„SKEW“ Internet / TV for Autosat, only together with E004		<input type="checkbox"/>	<input type="checkbox"/>	<input type="checkbox"/>	566,39	674,00
<input type="checkbox"/> E008	DVB-T roof antenna	2	<input type="checkbox"/>	<input type="checkbox"/>	<input type="checkbox"/>	864,71	1.029,00
<input type="checkbox"/> E104	Audio connection radio system with LED flat screen	1	<input type="checkbox"/>	<input type="checkbox"/>	<input type="checkbox"/>	410,08	488,00
<input type="checkbox"/> E117	Sound system with active subwoofer (4 x speakers + subwoofer)	10	<input type="checkbox"/>	<input type="checkbox"/>	<input type="checkbox"/>	1.356,30	1.614,00
<input type="checkbox"/> E118	JEHNERT sound system with additional amplifier, 4 x 2-way loudspeaker system embedded flush in the furniture, bass reflex subwoofer, additional Bluetooth interface for music streaming via smartphone	5	<input type="checkbox"/>	<input type="checkbox"/>	<input type="checkbox"/>	4.092,44	4.870,00
<input type="checkbox"/> E853	5G Router, 12 V, DUAL SIM-Slot (5G / LTE / 3G), WIFI / GPS roof antenna	2	<input type="checkbox"/>	<input type="checkbox"/>	<input type="checkbox"/>	1.907,56	2.270,00
SOLAR							
<input type="checkbox"/> E233	Solar panels 380 W, MPPT charge controller	35	<input type="checkbox"/>	<input type="checkbox"/>	<input type="checkbox"/>	3.653,78	4.348,00
<input type="checkbox"/> E234	Solar panels 570 W, MPPT charge controller	55	<input type="checkbox"/>	<input type="checkbox"/>	<input type="checkbox"/>	5.725,21	6.813,00
<input type="checkbox"/> E235	Solar panels 760 W, MPPT charge controller	75	<input type="checkbox"/>	<input type="checkbox"/>	<input type="checkbox"/>	7.535,29	8.967,00

Code	Description	kg	800	850	900	Net Price EURO	Price / EURO incl. 19 % German tax
ELECTRICS							
S	LCD-VARIO-control-panel for monitoring the fresh water-, grey water-, black water tank and battery voltage of vehicle- and living room-battery		■	■	■		
S	Integrated heating steering in VARIO-control-panel		■	■	■		
S	Central battery main control switch integrated in VARIO-control-panel for all extraction points		■	■	■		
S	E604 Battery main switch mechanic, starter batteries		■	■	■		
S	E605 Battery main switch mechanic, cabin batteries		■	■	■		
S	Service free living room gel battery 12 V / 170 Ah		■	■	■		
S	Battery charger 12 V / 35 A with soft start, micro processed, temperature sensor		■	■	■		
S	Automatic charging / living room batteries during travel (14 V / 37 A)		■	■	■		
S	Automatic deactivation of the main power system while battery undervoltage		■	■	■		
S	230 V connection in side wall / outside with input cable, FI-automatic protective switch		■	■	■		
S	VARIO-relay splitter with 230 V and 12 V protection, gas / generator tank display		■	■	■		
S	Power supply lines user- and service friendly placed in a cable duct, electric main centre with switchboard technic terminals		■	■	■		
S	Energy saving LED spots with separate switching mechanism		■	■	■		
S	Several Outlets 230 V		■	■	■		
O	E200 Service free gel batteries EXIDE Solar 2 x 12 V / 170 Ah (340 Ah), battery charger 12 V / 50 A, micro processed with soft start and battery temperature sensor	70	□	□	□	1.524,37	1.814,00
O	E242 Charger CTEK 24 V / 4 A or engine batteries	2	□	□	□	655,46	780,00
O	E270 VICTRON Multi Plus 3000 charger / sine - inverter - combination, charging capacity 12 V / max. 120 A, external power connection adjustable from 4 - 16 A, sine wave inverter with 12 - 230 V / 3,000 VA, Touch GX 50 panel, including 2 x gel battery 12 V / 170 Ah (total capacity 12 V / 340 Ah)	80	□	□	□	7.108,40	8.459,00
O	E272 VICTRON Multi Plus 3000 charger / sine wave inverter combination, charging capacity 12 V / max. 120 A, external power connection adjustable from 4 - 16 A, sine wave inverter with 12 - 230 V / 3,000 VA, Touch GX 50 panel, including 2 x lithium -Battery LiPo 12.8 / 200 Ah tempered (total capacity 400 Ah)	30	□	□	□	12.401,68	14.758,00
O	E273 VICTRON Multi Plus 3000 charger / sine wave inverter combination, charging capacity 12 V / max. 120 A, external power connection adjustable from 4 - 16 A, sine wave inverter with 12 - 230 V / 3,000 VA, Touch GX 50 panel, including 2 x lithium -Battery LiPo 12.8 / 300 Ah tempered (total capacity 600 Ah)	40	□	□	□	14.794,11	17.605,00
O	E311 Charging current increase while driving up to 24 V -> 14 V / 70 A, with 24 V chassis	2	□	□	□	768,91	915,00
O	E701 Indirect LED illumination kitchen countertop	1	□	□	□	384,03	457,00
O	E702 Indirect LED illumination wash stand top, mirror cabinet	1	□	□	□	494,96	589,00
O	E703 Indirect LED illumination border and headboard rear bed in conjunction with wooden panel, individually switchable	4	□	□	□	757,98	902,00
O	E704 Indirect LED illumination hanging cupboards	10	□	□	□	2.016,81	2.400,00
O	E706 LED reading lamp with gooseneck	1	□	□	□	231,09	275,00
O	E600 Outlet 230 V additional	1	□	□	□	173,11	206,00
O	E601 Outlet 12 V additional	1	□	□	□	173,11	206,00
O	E602 Double outlet 230 V in rear garage for e-bikes	1	□	□	□	173,11	206,00
O	E603 Outlet 24 V, switched over ignition, front windshield / toll device	1	□	□	□	196,64	234,00
O	E606 USB-C / A power double socket 5 V / 3.6 A	1	□	□	□	226,89	270,00
O	E609 Wireless smartphone charger, inductive charging of a smartphone, integrated invisibly in the furniture	1	□	□	□	365,55	435,00

Code	Description	kg	800	850	900	Net Price EURO	Price / EURO incl. 19 % German tax
GENERATOR							
<input type="checkbox"/> G003	Fuel generator DOMETIC TEC 29, 2,6 kW (25° C), 230 V, 1 x cylinder, noise absorber box, operating panel, 30 l tank, fuel gauge	85	<input type="checkbox"/>	<input type="checkbox"/>	<input type="checkbox"/>	9.868,91	11.744,00
<input type="checkbox"/> G020	Fuel cell EFOY pro 2800, 12 V / 125 W inclusive 10 l methanol fuel cartridge	22	<input type="checkbox"/>	<input type="checkbox"/>	<input type="checkbox"/>		auf Anfrage
AIR CONDITION							
<input type="checkbox"/> E901	Roof air conditioning DOMETIC FreshJet 3000, 230 V, cooling capacity 2.500 W	39	<input type="checkbox"/>			4.204,20	5.003,00
<input type="checkbox"/> E902	Roof air conditioning DOMETIC FreshJet 3500, 230 V, cooling capacity 3.500 W	40	<input type="checkbox"/>	<input type="checkbox"/>	<input type="checkbox"/>	4.324,37	5.146,00
SCOOTER GARAGE							
<input type="checkbox"/> R202	2 x lashing rails at front and rear panel in garage	10	<input type="checkbox"/>	<input type="checkbox"/>	<input type="checkbox"/>	455,46	542,00
<input type="checkbox"/> R201	THULE VeloSlide, E-bike rack for 2 bicycles, extendable	10	<input type="checkbox"/>	<input type="checkbox"/>	<input type="checkbox"/>	1.202,52	1.431,00
<input type="checkbox"/> R204	Installation scooter inclusive rack and ramp	20	<input type="checkbox"/>	<input type="checkbox"/>	<input type="checkbox"/>	1.889,92	2.249,00
GAS							
<input checked="" type="checkbox"/> S	Connection for 2 x gas bottles, 11 kg		<input checked="" type="checkbox"/>	<input checked="" type="checkbox"/>	<input checked="" type="checkbox"/>		
<input checked="" type="checkbox"/> S	TRUMA DuoControl safety valve with remote indication monitoring, Duo C and ice ex		<input checked="" type="checkbox"/>	<input checked="" type="checkbox"/>	<input checked="" type="checkbox"/>		
<input checked="" type="checkbox"/> S	Gas bottle pull-out for 2 x 11 kg gas bottles		<input checked="" type="checkbox"/>	<input checked="" type="checkbox"/>	<input checked="" type="checkbox"/>		
<input type="checkbox"/> B008	Gas tank 70 l with Eis-Ex (80 % fillable), safety regulator with remote gas switch, remote filling	65	<input type="checkbox"/>	<input type="checkbox"/>	<input type="checkbox"/>	4.438,65	5.282,00
<input type="checkbox"/> B005	Gas extraction valve under storage room	2	<input type="checkbox"/>	<input type="checkbox"/>	<input type="checkbox"/>	364,71	434,00
<input type="checkbox"/> B006	Gas remote switch for gas bottle system	1	<input type="checkbox"/>	<input type="checkbox"/>	<input type="checkbox"/>	315,13	375,00
<input type="checkbox"/> Z007	2 x bottles grey per 11 kg, filled	48	<input type="checkbox"/>	<input type="checkbox"/>	<input type="checkbox"/>	268,91	320,00
HEATING							
<input checked="" type="checkbox"/> S	ALDE 3030 hot water gas central heating with wall convector heater, additional windscreen heating, outside storage room heating, heat capacity Propane 5.500 W / Butane 6.400 W, integrated hot water boiler 10 l. Additional electric heating cartridge 230 V / 1.050-2.100 W. Night mode selectable, thermostatic steering.		<input checked="" type="checkbox"/>	<input checked="" type="checkbox"/>	<input checked="" type="checkbox"/>		
<input checked="" type="checkbox"/> S	Engine heat exchanger for warming up the living area via engine waste heat		<input checked="" type="checkbox"/>	<input checked="" type="checkbox"/>	<input checked="" type="checkbox"/>		
<input type="checkbox"/> H016	Towel dryer, bath, white	10	<input type="checkbox"/>	<input type="checkbox"/>	<input type="checkbox"/>	668,07	795,00
<input type="checkbox"/> H017	Towel dryer, bath, chrome	10	<input type="checkbox"/>	<input type="checkbox"/>	<input type="checkbox"/>	920,17	1.095,00
<input type="checkbox"/> H004	Floor heating system in bath area, thermostatic steering	6	<input type="checkbox"/>	<input type="checkbox"/>	<input type="checkbox"/>	1.628,57	1.938,00
<input type="checkbox"/> H005	Floor heating system in living area and below bar table, thermostatic steering	25	<input type="checkbox"/>	<input type="checkbox"/>	<input type="checkbox"/>	2.620,17	3.118,00
<input type="checkbox"/> H006	Bed room heating with separate room thermostat, closeable	6	<input type="checkbox"/>	<input type="checkbox"/>	<input type="checkbox"/>	947,90	1.128,00
<input type="checkbox"/> H008	Hot water diesel heating system WEBASTO Thermo Top additional in ALDE heating circuit, heating capacity 5.000 W, thermostatic steering (usually operating during the winter heating season)	10	<input type="checkbox"/>	<input type="checkbox"/>	<input type="checkbox"/>	5.839,50	6.949,00

Code	Description	kg	800	850	900	Net Price EURO	Price / EURO incl. 19 % German tax
WATER SUPPLY							
S	Fresh water tank placed in insulated double floor system, emptying slide valve placed in heated internal space, capacity 300 l		■				
S	Fresh water tank placed in insulated double floor system, emptying slide valve placed in heated internal space, capacity 350 l			■	■		
S	Grey water tank placed in insulated double floor system, emptying slide valve placed in heated internal space, capacity 200 l		■	■	■		
S	Black water tank placed in insulated double floor system, emptying slide valve placed in heated internal space, capacity 150 l		■				
S	Black water tank placed in insulated double floor system, emptying slide valve placed in heated internal space, capacity 200 l			■	■		
S	Water system with powerful compression water pump 11 liter per minute and expansion tank		■	■	■		
S	Quick emptying slide valves at fully water system (winter emptying)		■	■	■		
S	10 l hot water boiler (gas / 230 V) integrated in ALDE central heating system		■	■	■		
S	Central waste management with bayonet-connection 3" for grey water and black water tank.		■	■	■		
S	Waste management tube, extendable, placed in separate box		■	■	■		
S	Fresh water tank filling via GARDENA®-port in storage room		■	■	■		
O	W002 Outside shower, tap (cold / warm) in outside storage room	5	☐	☐	☐	662,18	788,00
O	W201 Drinking water preparation plant	4	☐	☐	☐	511,76	609,00
O	W202 SEAGULL drinking water preparation plant	6	☐	☐	☐	1.675,63	1.994,00
O	W400 Wash up system for black water tank (connection between grey and black water tank with slider)	3	☐	☐	☐	696,64	829,00
O	W401 Additional waste water tube 3" / 3 m with bayonet connector, box	6	☐	☐	☐	256,30	305,00
O	W402 12 V macerator pump with bayonet connection, 12 V socket	10	☐	☐	☐	2.449,58	2.915,00
O	W403 For macerator pump: collapsible hose set with bayonet connection 20 + 20 + 10 m, white, in transport box	10	☐	☐	☐	517,65	616,00
OUTSIDE DESIGN / PAINTING / OUTSIDE WALLS							
S	High-quality painting of the complete vehicle in 2-components - car paint uni white, roof gelcoat surface white		■	■	■		
S	Elegant color stripe design elements		■	■	■		
O	L101 Painting metallic, two-coat painting with clear finishing, VARIO Star	40	☐	☐	☐	7.478,15	8.899,00
O	L013 Painting plain coloured special „VM Chalk 01“	0	☐	☐	☐	6.476,47	7.707,00
O	L014 Exterior „BlackLINE“, black rims (6)	0	☐	☐	☐	4.500,00	5.355,00
MISCELLANEOUS							
S	Individual configuration / sampling of the interior, the terms of colour and outside design on customer instruction		■	■	■		
O	Y000 Deloading on weight 7.490 kg in combination with variant fresh water tank valve „driving position“, 100 l fresh water capacity (weight of fresh water tank > 100 l reducable)	-100 bis -250	☐	☐	☐	805,04	958,00
O	Y001 TÜV certification - German technical inspection, issue of EU expertise		☐	☐	☐	945,38	1.125,00
O	Z001 Ultra sound alarm system with door-/storage contacts, internal observation living room deactivatable, remote control	4	☐	☐	☐	2.255,46	2.684,00
O	Z002 Code lock for front door / alarm system	1	☐	☐	☐	947,90	1.128,00
O	Z003 Service package, 2 x 20 m GARDENA folding hose, Euro gas tank adapter, Euro gas bottle adapter	6	☐	☐	☐	503,36	599,00
O	Z004 „k.o.“ - gas-warning system / bedroom	1	☐	☐	☐	431,09	513,00
O	Z006 Gardena folding tubes (red) 2 x 20 m / 1 x 15 m / 2 x connector for fresh water tank filling	8	☐	☐	☐	354,62	422,00
O	Z009 2 x rubber cables 25 m, 3 x 2.5 mm², CEE	1	☐	☐	☐	479,83	571,00
O	Z014 Fire distinguisher 2 kg	3	☐	☐	☐	232,77	277,00



VARIO mobil

VARIO
PERFECT
PLUS

VARIO mobil



VARIO PERFECT

UNIQUE.
100 % CUSTOM MADE.

The VARIO Perfect

Exceptional luxury in the living area, pioneering technologies and maximum equipment variety characterize the VARIO Perfect.

It is based on the innovative chassis Mercedes - Benz Atego / Mercedes - Benz Actros, MAN TGL / TGM and MAN TGS.

The well engineered VARIO-double floor system is standard. Because of the raised drivers platform no motor cover disturbs between drivers and co-drivers seat. The total height of this vehicle type is at least 3,55 m.

The total length is 8 to 12 metres and the exterior width is 2.53 to 2.55 metres.

VARIO Perfect 1200

on the powerful front-engine chassis of MB Actros and MAN TGS, this body shape is suitable for 26-ton chassis with 3 axles.

This sporty luxury class provides the technical prerequisites for an exceptionally spacious rear garage, which as an option can accommodate your accompanying vehicle and even two e-bikes with a charging station on an extendable bike slide. No need to rearrange! Simply more mobility.

Great attention to detail and tailored individually for you. As a result, every VARIO mobil is a custom-made exclusive piece.

Chassis	MAN TGL 8.220 BL / 10.220 BL	MAN TGL 8.250 BL / 10.250 BL	MAN TGM 15.290 LL (TGM 13.290 BL 4x4)
Wheelbase	3.900 / 4.200 / 4.500 mm	3.900 / 4.200 / 4.500 mm	4.425 / 4.725 / 5.075 / 5.425 mm (4.250 mm)
GVWR	8.800 (7.490) kg / 10.000 kg	8.800 (7.490) kg / 10.000 kg	15.000 kg (14.100 kg)
Front axle load limit	4.000 kg	4.000 kg	6.300 kg
Rear axle load limit	5.600 kg / 6.800 kg	5.600 kg / 6.800 kg	11.000 kg (7.800 kg)
Engine	4-cylinder diesel engine, two phase turbo charging, intercooling and exhaust gas recirculation. Particle filter with SCR catalyst	6-cylinder diesel engine, two phase turbo charging, intercooling and exhaust gas recirculation. Particle filter with SCR catalyst	6-cylinder diesel engine, two phase turbo charging, intercooling and exhaust gas recirculation. Particle filter with SCR catalyst
Displacement	4.580 ccm	6.871 ccm	6.871 ccm
Performance	162 kW / 220 HP at 2.300 rpm, EURO VI - E	184 kW / 250 HP at 2.200 rpm, EURO VI - E	213 kW / 290 HP at 2.200 rpm, EURO VI - E
Torque	850 Nm at 1.300 - 1.800 rpm	1.050 Nm at 1.200 – 1.600 rpm	1.150 Nm at 1.200 - 1.700 rpm
Brake system	BrakeMatic electronic brake system, ABS, engine brake, heated compressed air dryer, ASR + ESP, emergency brake assistant, Easy Start	BrakeMatic electronic brake system, ABS, engine brake, heated compressed air dryer, ASR + ESP, emergency brake assistant, Easy Start	BrakeMatic electronic brake system, ABS, engine brake, heated compressed air dryer, ASR + ESP, emergency brake assistant, Easy Start
Steering	servo, steering wheel adjustable	servo, steering wheel adjustable	servo, steering wheel adjustable
Suspension	FA boosted, parabolic spring RA air suspension stabilisers	FA boosted, parabolic spring RA air suspension stabilisers	rolling bellows air suspension at FA + RA, stabilisers (parallel suspension FA)
Tyres equipment	235 / 75 R 17,5	235 / 75 R 17,5	285 / 70 R 19,5 (single wheels 385 / 55 R 22,5)
Gear box	6-speed automatic transmission, TipMatic®	12-speed automatic transmission, TipMatic®	12-speed automatic transmission, TipMatic®
Fuel tank	180 l Diesel / 35 l AdBlue	180 l Diesel / 35 l AdBlue	300 l Diesel / 35 l AdBlue
Electrical system	24 V, 2 x 88 Ah batteries	24 V, 2 x 88 Ah batteries	24 V, 2 x 88 Ah batteries
Alternator	28 V / 120 A	28 V / 120 A	28 V / 120 A
Anti-theft device	steering lock immobiliser	steering lock immobiliser	steering lock immobiliser
Miscellaneous	outside thermometer, cruise control, air condition drivers cab, multi function steering wheel, differential lock RA, lane guard assist, M+S snow tyres	outside thermometer, cruise control, air condition drivers cab, multi function steering wheel, differential lock RA, lane guard assist, M+S snow tyres	outside thermometer, cruise control, air condition drivers cab, multi function steering wheel, differential lock RA, lane guard assist, M+S snow tyres

MAN TGS 18.430 LL (four-wheeler) (TGS 26.430 LLL six-wheeler)	Mercedes-Benz Atego 1230 LL / 1330 LL / 1530 LL	Mercedes-Benz Actros 1843 LL (four-wheeler)	Mercedes-Benz Actros 2543 LLL (six-wheeler)
5.100 / 5.500 mm (5.100 mm + 1.350 mm)	4.460 / 4.760 / 4.960 / 5.360 mm	4.300 / 5.200 / 5.500 mm	5.200 + 1.350 mm
18.000 (26.000) kg	11.990 kg / 13.500 kg / 15.000 kg	18.000 kg	26.000 kg
7.500 kg	4.900 kg / 5.100 kg	8.000 kg	8.000 kg
11.500 kg (11.500 kg + 7.100 kg)	8.100 kg / 10.500 kg	11.500 kg	11.500 kg + 7.500 kg
6-cylinder diesel engine, two phase turbo charging, intercooling and exhaust gas recirculation. Particle filter with SCR catalyst	6-cylinder diesel engine, one phase turbo charging, intercooling and exhaust gas recirculation. Particle filter with SCR catalyst	6-cylinder diesel engine, turbo charging, intercooling and exhaust gas recirculation. Particle filter with SCR catalyst	6-cylinder diesel engine, turbo charging, intercooling and exhaust gas recirculation. Particle filter with SCR catalyst
12.419 ccm	7.698 ccm	10.700 ccm	10.700 ccm
316 kW / 430 HP at 1.800 rpm, EURO VI - E	220 kW / 299 HP at 2.200 rpm EURO VI - E	315 kW / 428 HP at 1.800 rpm EURO VI - E	315 kW / 428 HP at 1.800 rpm EURO VI - E
2.200 Nm at 930 - 1.350 rpm	1.200 Nm at 1.200 - 1.600 rpm	2.100 Nm at 1.100 rpm	2.100 Nm at 1.100 rpm
BrakeMatic electronic brake system, ABS, engine brake, heated compressed air dryer, ASR + ESP, emergency brake assistant, Easy Start	Electronic pneumatic brake system (EPB). ABS, ASR + ESP, compressed air convection dryer, High Performance Engine Brake, active brake assist	Electronic pneumatic brake system (EPB). ABS, ASR + ESP, compressed air convection dryer, High Performance Engine Brake, active brake assist	Electronic pneumatic brake system (EPB). ABS, ASR + ESP, compressed air convection dryer, High Performance Engine Brake, active brake assist
servo, steering wheel adjustable	servo, steering wheel adjustable	servo, steering wheel adjustable	servo, steering wheel adjustable
rolling bellows air suspension at FA + RA (FA + RA + TA), stabilisers	air suspension FA + RA stabilisers	air suspension FA + RA	air suspension FA + RA + trailing axle (TA)
355 / 50 R 22,5 315 / 60 R 22,5 (355 / 50 R 22,5)	285 / 70 R 19,5	355 / 50 R 22,5 295 / 315 / 60 R 22,5	355 / 50 R 22,5 315 / 60 R 22,5 / 355 / 50 R 22,5
12-speed automatic transmission, TipMatic®	8-speed automatic transmission, Mercedes-Benz Powershift 3	12-speed automatic transmission, Mercedes-Benz Powershift 3	12-speed automatic transmission, Mercedes-Benz Powershift 3
390 l Diesel / 60 l AdBlue	180 l Diesel / 25 l AdBlue	390 l Diesel / 60 l AdBlue	390 l Diesel / 60 l AdBlue
24 V, 2 x 175 Ah batteries	24 V, 2 x 100 Ah batteries	24 V, 2 x 170 Ah batteries	24 V, 2 x 170 Ah batteries
28 V / 120 A	28 V / 100 A	28 V / 100 A	28 V / 100 A
steering lock immobiliser	steering lock immobiliser	steering lock immobiliser	steering lock immobiliser
outside thermometer, cruise control, air condition drivers cab, multi function steering wheel, differential lock RA, lane guard assist, M+S snow tyres	outside thermometer, cruise control, air condition drivers cab, multi function steering wheel, differential lock RA, lane guard assist, M+S snow tyres	outside thermometer, cruise control, air condition drivers cab, multi function steering wheel, differential lock RA, lane guard assist, M+S snow tyres	outside thermometer, cruise control, air condition drivers cab, multi function steering wheel, differential lock RA, lane guard assist, M+S snow tyres

VARIO PERFECT

All vehicle prices are quoted **ex factory Bohmte** in the context of manufacturing a new vehicle.

* **Weight in working order means according to regulation (EU) Nr. 1230/2012:** unloaded weight including driver (75 kg), 90 % fuel, 100 % fresh water, 2 x 11 kg aluminium gas bottles, on board tool kit.

** **The payload according to regulation (EU) Nr. 1230/2012** results from the difference of the gross vehicle weight rating (GVWR) and the weight of the vehicle in working order including standard equipment.

*** **The number of seats with seat belt is depending on floor-plans.** Parenthesised data = optional equipment.

Optional equipment (extras / accessories) increases the weight in working order and reduces the payload. For the weight of the extra equipment please refer to this brochure.

The specified maximum permissible number of persons is depending on weight and axle load. It can be reduced when extras are mounted (= optional equipment / accessories), so in favour of the payload individual seats can not be used. If all seats shall be used, the payload has to be reduced partially. It is not allowed to exceed the permissible maximum weight (GVWR) and the maximum axle loads.

The load-carrying capacity is reduced by installing special equipment (= extras / extra equipment) and accessories. Moreover, the load-carrying capacity not only depends on the weight in working order, the actual vehicle mass, the weight of the accessories and the GVWR, but also on the respective axle loads. Prerequisites for using the full vehicle-technically possible payload is a corresponding relation to the axle load distribution.

The declaration of weight is approximately data. Variations of +/- 5 % in the range of craft tolerance are possible and allowed.

(1) The total height depends on the dimension/height of the storage room / garage / car garage

Type VARIO	Chassis	Wheel-base	GVWR	Weight in working order*	Payload** approx. (kg)	Seats with seatbelt ***
		(mm)	(kg)	(kg)		
PERFECT 800	MAN TGL 8.220 BL	3.900	8.800 (7.490)	6.900	1.960 (650)	3 (4)
PERFECT 850	MAN TGL 8.220 BL	4.200	8.800 (7.490)	7.100	1.760 (450)	3 (4)
PERFECT 900	MAN TGL 10.250 BL	4.500	10.000	7.690	2.370	3 (4)
PERFECT 900	MAN TGM 15.290 LL	4.425	15.000	8.900	6.160	3 (4)
PERFECT 900	MB Atego 1230 LL	4.460	11.990	8.870	3.180	3 (4)
PERFECT 900	MB Actros 1843 LL	4.300	18.000	11.490	6.570	3 (4)
PERFECT 900 4 x 4	MAN TGM 13.290 BL	4.250	14.100	10.100	4.060	3 (4)
PERFECT 950	MAN TGM 15.290 LL	4.725	15.000	9.520	5.540	3 (4)
PERFECT 950	MB Atego 1230 LL	4.760	11.990	9.490	2.560	3 (4)
PERFECT 950	MB Actros 1843 LL	4.600	18.000	11.490	6.570	3 (4)
PERFECT 1000	MAN TGM 15.290 LL	5.075	15.000	9.920	5.140	3 (4)
PERFECT 1000	MB Atego 1330 LL	4.960	13.500	9.900	3.660	3 (4)
PERFECT 1000	MB Actros 1843 LL	4.900	18.000	11.800	6.660	3 (4 / 5)
PERFECT 1050	MAN TGM 15.290 LL	5.425	15.000	10.520	4.540	3 (4 / 5)
PERFECT 1050	MB Atego 1530 LL	5.360	15.000	10.490	4.570	3 (4 / 5)
PERFECT 1050	MAN TGS 18.430 LL	5.100	18.000	12.190	5.870	3 (4 / 5)
PERFECT 1050	MB Actros 1843 LL	5.200	18.000	12.130	5.930	3 (4 / 5)
PERFECT 1100	MAN TGS 18.430 LL	5.500	18.000	12.390	5.650	3 (4 / 5)
PERFECT 1100	MB Actros 1843 LL	5.500	18.000	12.340	5.700	3 (4 / 5)
PERFECT 1200	MAN TGS 26.430 LLL	5.100 + 1.350	26.000	16.320	9.720	3 (4 / 5)
PERFECT 1200	MB Actros 2543 LLL	5.200 + 1.350	26.000	16.170	9.870	3 (4 / 5)

PRICES

PLEASE NOTE THE EXTENSIVE STANDARD EQUIPMENT OF OUR EXCLUSIVE MOTOR HOMES ⁽³⁾ The VARIOmobil vehicles include individual construction, driver assistance systems and many other high-quality details as standard. The detailed chassis equipment can be found on the previous pages „Chassis“ as well as on the following pages „Standard equipment“

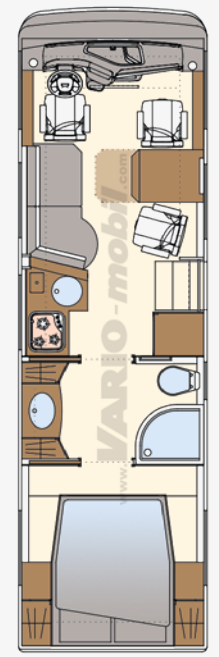
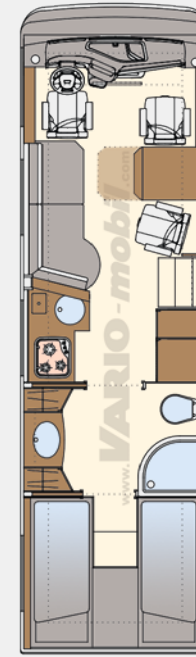
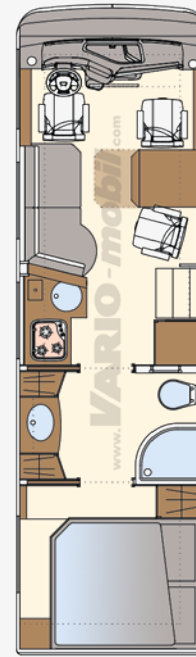
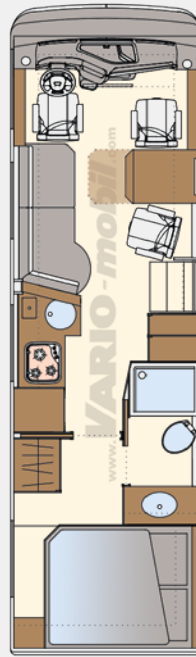
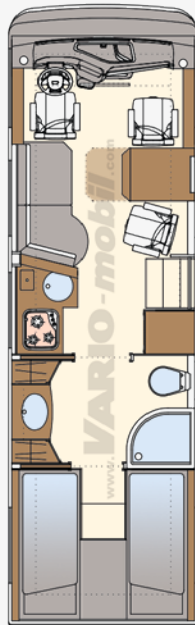
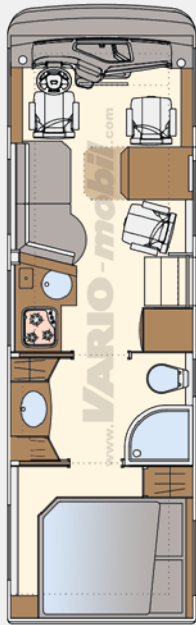
Type VARIO	Chassis	Length	Width ⁽¹⁾	Height ⁽²⁾	Fresh-water-tank	Grey water tank	Black water tank	Vehicle basic price without tax	Vehicle basic price 19 % German tax included
		(mm)	(mm)	(mm)	(Liter)	(Liter)	(Liter)	(EURO)	(EURO)
PERFECT 800	MAN TGL 8.220 BL	8.200	2.530	3.550	300	200	200	492.764,71	586.390,00
PERFECT 850	MAN TGL 8.220 BL	8.600	2.530	3.550	350	250	200	501.655,46	596.970,00
PERFECT 900	MAN TGL 10.250 BL	9.000	2.530	3.550	400	250	250	521.546,22	620.640,00
PERFECT 900	MAN TGM 15.290 LL	9.000	2.530	3.700	400	250	250	544.495,80	647.950,00
PERFECT 900	MB Atego 1230 LL	9.000	2.530	3.760	400	250	250	538.042,02	640.270,00
PERFECT 900	MB Actros 1843 LL	9.200	2.530	3.850	400	250	250	639.302,52	760.770,00
PERFECT 900 4 × 4	MAN TGM 13.290 BL	9.000	2.530	3.800	400	250	250	587.411,76	699.020,00
PERFECT 950	MAN TGM 15.290 LL	9.500	2.530	3.700	400	250	250	558.621,85	664.760,00
PERFECT 950	MB Atego 1230 LL	9.500	2.530	3.760	400	250	250	552.159,66	657.070,00
PERFECT 950	MB Actros 1843 LL	9.500	2.530	3.700	400	250	250	657.983,19	783.000,00
PERFECT 1000	MAN TGM 15.290 LL	9.990	2.530	3.700	400	300	250	593.361,34	706.100,00
PERFECT 1000	MB Atego 1330 LL	9.990	2.530	3.760	400	300	250	560.739,50	667.280,00
PERFECT 1000	MB Actros 1843 LL	9.990	2.530	3.800	400	300	250	691.680,67	823.100,00
PERFECT 1050	MAN TGM 15.290 LL	10.500	2.530	3.800	450	300	250	627.747,90	747.020,00
PERFECT 1050	MB Atego 1530 LL	10.500	2.530	3.800	450	300	250	621.294,12	739.340,00
PERFECT 1050	MAN TGS 18.430 LL	10.500	2.530	3.900	450	300	250	726.453,78	864.480,00
PERFECT 1050	MB Actros 1843 LL	10.500	2.530	3.900	450	350	300	734.470,59	874.020,00
PERFECT 1100	MAN TGS 18.430 LL	11.000	2.550	3.950	500	350	300	871.873,95	1.037.530,00
PERFECT 1100	MB Actros 1843 LL	11.000	2.550	3.990	500	350	300	879.823,53	1.046.990,00
PERFECT 1200	MAN TGS 26.430 LLL	12.000	2.550	3.990	500	400	300	970.722,69	1.155.160,00
PERFECT 1200	MB Actros 2543 LLL	12.000	2.550	3.990	500	400	300	978.747,90	1.164.710,00

FLOOR PLANS

Perfect 800 A	Perfect 800 B single beds	Perfect 850 A1	Perfect 850 A2	Perfect 850 B single beds	Perfect 850 C
---------------	------------------------------	----------------	----------------	------------------------------	---------------

VARIO PERFECT

100 % PLANNING FREEDOM in layout, equipment and design.
Experience more examples of individual interiors at www.vario-mobil.com.



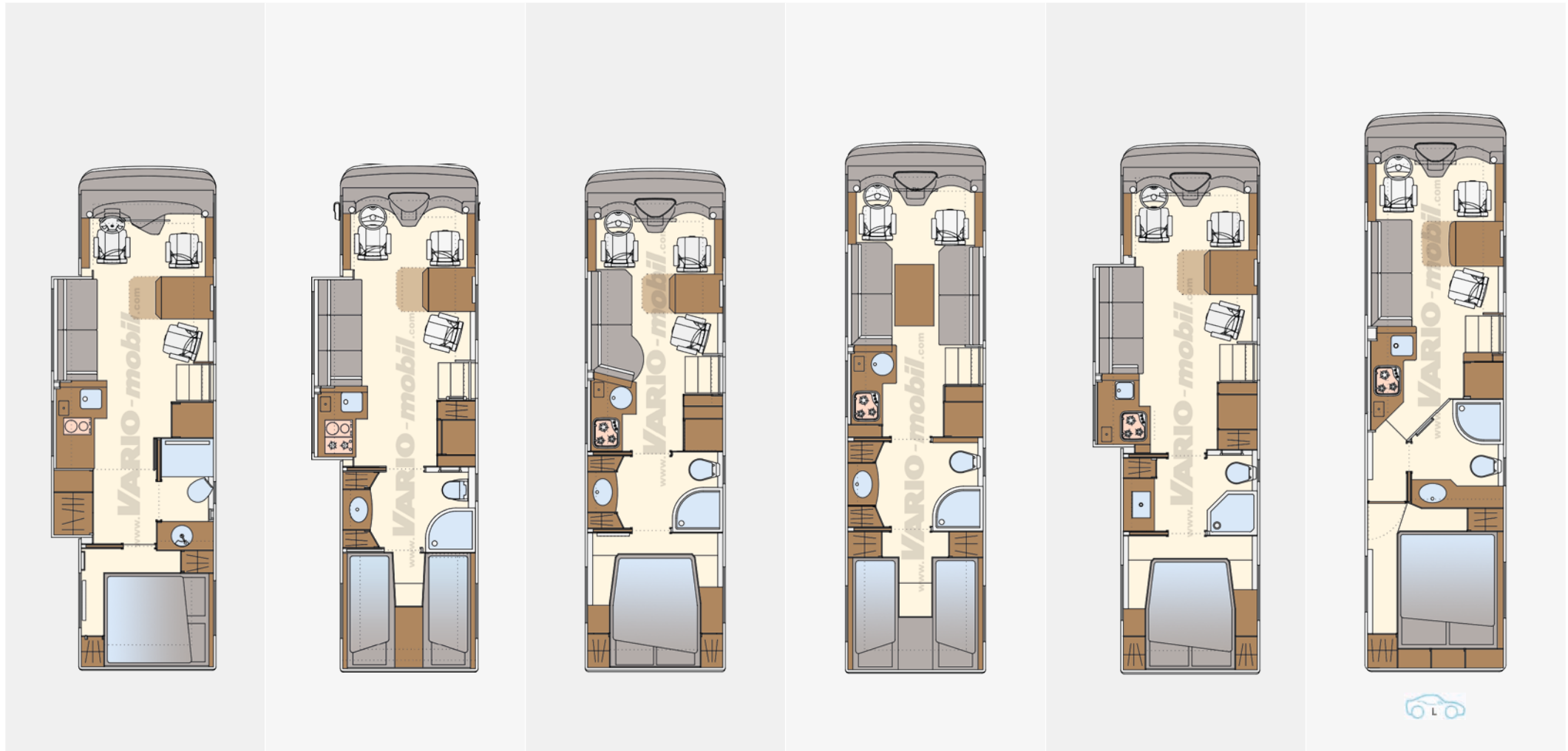
A VARIOmobil is the completion of more than four decades acquired expertise in the HIGH-END vehicle construction. Experience unique MANUFACTURY construction and 100% planning freedom in layout, equipment and design.

The Slide Out System is available as an option for the VARIO Perfect from 9 m and has a pneumatic sealing system, surface heating in the roof and front sides as well as a reinforced tubular frame construction of the chassis. Up to three or four extendable oriels can be installed in one vehicle.

Special requests do not exist for us, but wishes that we would like to implement to your satisfaction. We manufacture residential and business mobiles, 100% custom made and offer 100% choice in every configuration detail, harmoniously matched in function, quality and design.

FLOOR PLANS

Perfect 900 A Slide Out	Perfect 900 B single beds Slide Out	Perfect 900 C	Perfect 950 B single beds	Perfect 950 C Slide Out	Perfect 1000 A
-----------------------------------	---	----------------------	-------------------------------------	-----------------------------------	-----------------------



Please note that the illustrations shown can only give you a small insight into possible floor plan ideas. Of course, we will develop the best individual desired floor plan for you and with you.

The floor plan solutions shown here may include special equipment.

Your VARIOmobil is equipped with XXL storage capacities. The very large rear garage is illuminated and lined with easy-care needle felt and can accommodate all the things you would like to take along on a long journey. **100 % CUSTOM MADE** means: every millimeter of free space in your dream vehicle can be designed individually. Each rear garage is individually adapted to your desired auxiliary vehicles. From bicycles, scooters, motorcycles to quads. Ask us! Other types of auxiliary vehicles can be taken on board as an option.

FLOOR PLANS

Perfect 1000 A1
Slide Out

Perfect 1000 A2
Slide Out

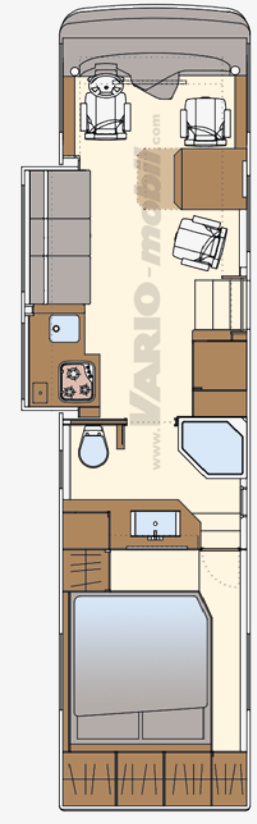
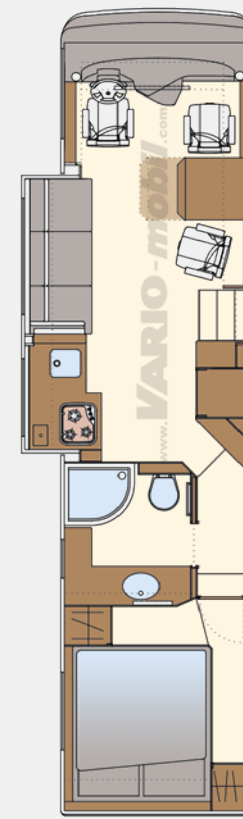
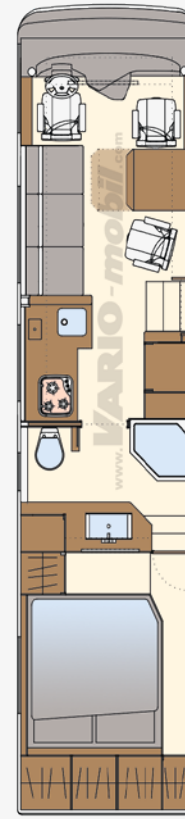
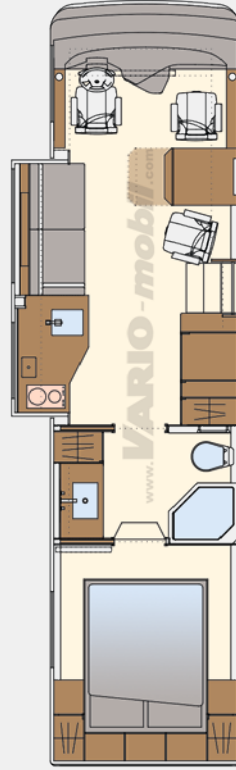
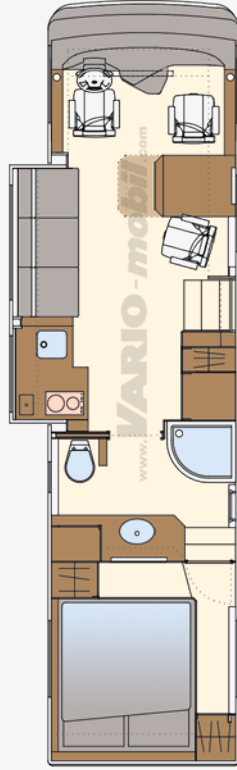
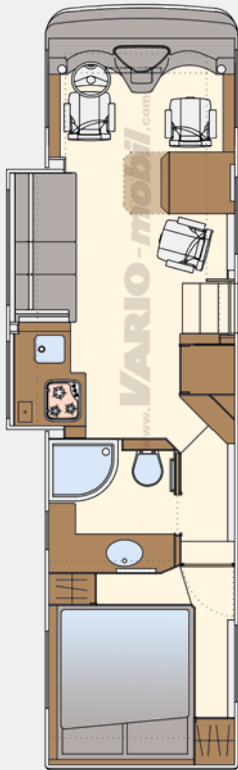
Perfect 1000 C
Slide Out

Perfect 1050 A

Perfect 1050 A1
Slide Out

Perfect 1050 A2
Slide Out

100 % PLANNING FREEDOM in layout, equipment and design.
Experience more examples of individual interiors at www.vario-mobil.com.



Hydraulically extendable Slide Outs

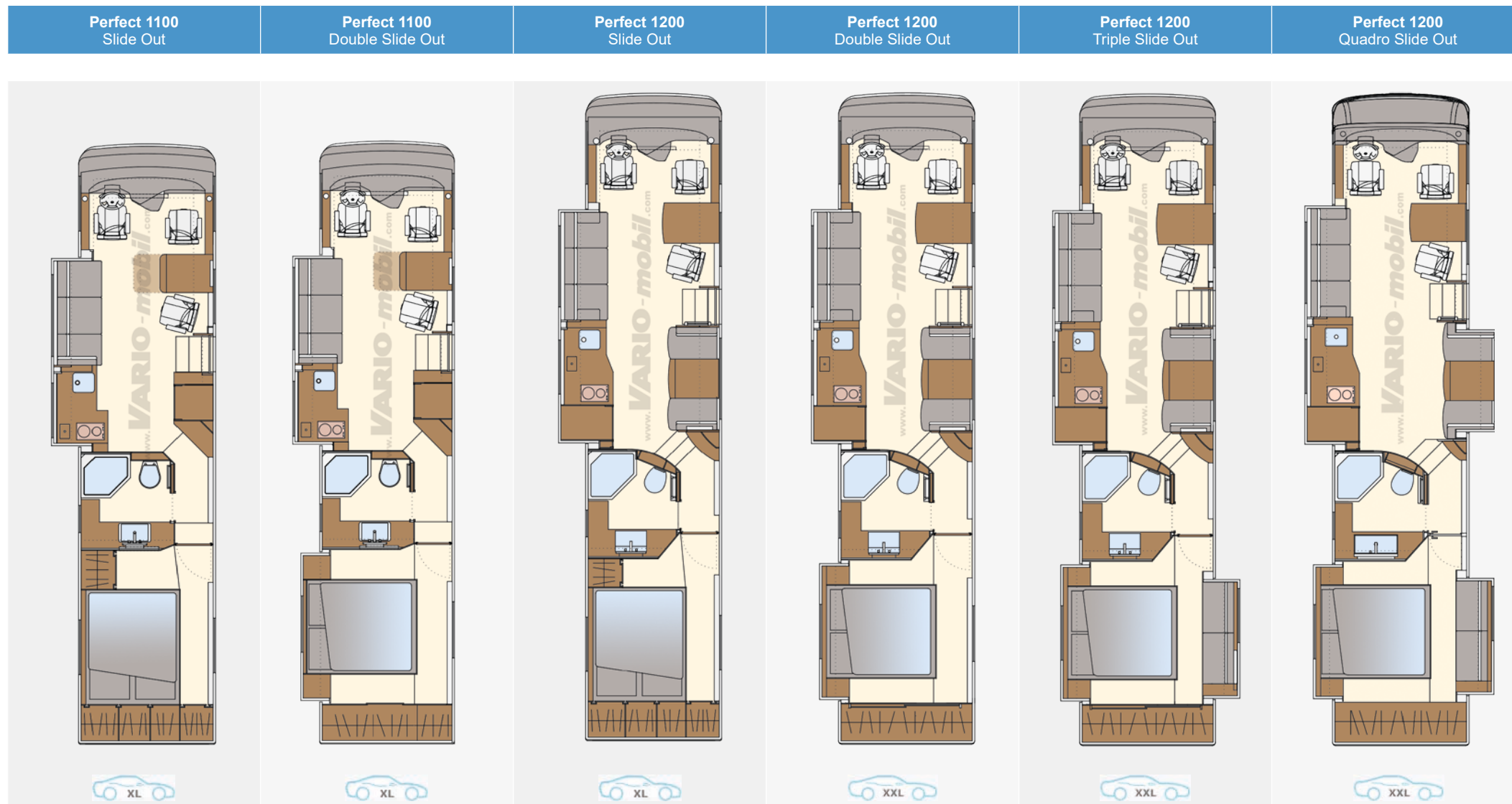
Enjoy the best days of the year in an absolute generous atmosphere. Extendable bay windows - also called Slide Out - increase the living room and bedroom of your motorhome for a certain plus in comfort.

Each VARIOmobil is individually handcrafted with great attention to detail. Here, you will find proven floor plan ideas for exclusive motorhomes that leave no comfort behind. The car symbol indicates that a companion vehicle can be taken on board starting from a vehicle length of 10 meters.

Maximum width. Sophisticated technology.

The spacious kitchen with adjoining comfortable lounge, the bed and / or another seating area in the bedroom can be extended with hydraulically operated slide outs. **All underbody storage spaces are fully preserved.**

FLOOR PLANS



Please note!

The illustrations are possible floor plan ideas. Of course, we develop your individual layout on request. The ground plans above may be equipped with optional features.

Your **VARIOmobil** is equipped with XXL storage capacities. The very large rear garage is illuminated and lined with easy-care needle felt and can accommodate all the things you would like to take along on a long journey. **100 % CUSTOM MADE** means: each motor home and each car garage will be individually adjusted to your own customer car. Ask us! Additional types of passenger cars can be taken on board.



Garage e.G. for Smart for two



Garage e.G. for Smart for two, Mini Cooper, Fiat 500 / Abarth 595, VW up



Garage e.G. for Mini-Cooper, Porsche 911, Boxster, BMW 1er, BMW Z 4, Mercedes-Benz A-Klasse, SL, SLC

Code	Description	kg	800	850	900	950	1000	1050	1100	1200	Net price EURO	Price / EURO incl. 19 % German tax
Chassis MAN TGL / TGM												
S	MAN TGL 8.220 BL, 4 cylinder diesel engine with two-stage turbocharging, intercooling and exhaust gas recirculation. Diesel particulate filter with SCR catalytic converter, 4.580 ccm, 162 kW / 220 hp at 2.300 rpm EURO VI, 850 Nm at 1.300 - 1.800 rpm, electronic brake system BrakeMatic, ABS, engine brake, compressed air convection dryer. ASR + ESP, brake actuated by separate controlled rocker-arm facility (EVB), V-constant regulation, emergency brake assist, lane guard assistant, FA boosted, parabolic suspension, RA air suspension, stabilizers, 6-speed automatic transmission, TipMatic®, steering wheel lock with immobilizer		■	■								
O	C200 Engine variation MAN TGL 8.250, 6 cylinder diesel engine with two-stage turbocharging, intercooling and exhaust gas recirculation. Diesel particulate filter with SCR catalytic converter, 6.871 ccm, 184 kW / 250 hp at 2.200 rpm EURO VI, 1.050 Nm at 1.200 – 1.600 rpm, electronic brake system BrakeMatic, ABS, engine brake, compressed air convection dryer. ASR + ESP, brake actuated by separate controlled rocker-arm facility (EVB), V-constant regulation, emergency brake assist, lane guard assistant, FA boosted, parabolic suspension, RA air suspension, stabilizers, 12-speed automatic transmission, TipMatic®, steering wheel lock with immobilizer	370	□	□							8.121,01	9.664,00
S	MAN TGL 10.250, 6 cylinder diesel engine with two-stage turbocharging, intercooling and exhaust gas recirculation. Diesel particulate filter with SCR catalytic converter, 6.871 ccm, 184 kW / 250 hp at 2.200 rpm EURO VI, 1.050 Nm 1.200 – 1.600 rpm				■	■						
S	MAN TGM 13.290 BL 4x4, 6 cylinder diesel engine with two-stage turbocharging, intercooling and exhaust gas recirculation. Diesel particulate filter with SCR catalytic converter, 6.871 ccm, 213 kW / 290 hp at 2.200 rpm EURO VI - E, 1,150 Nm at 1,200 – 1,700 rpm, BrakeMatic electronic brake system, ABS, engine brake, heated compressed air dryer. ASR + ESP, emergency brake assistant, Easy Start, lane departure warning, FA boostet, parabolic suspension, RA air suspension, stabilizers, automated 12-speed gearbox, TipMatic®, steering wheel lock with immobilizer, single-wheel drive				■	■						
S	MAN TGM 15.290 BL, 6-cylinder diesel engine with two-stage turbocharger, charge air cooling and exhaust gas recirculation. Particle filter with SCR catalytic converter, 6,871 ccm, 213 kW / 290 hp at 2,200 rpm EURO VI - E, 1,150 Nm at 1,200 - 1,700 rpm, BrakeMatic electronic brake system, ABS, engine brake, heated compressed air dryer. ASR + ESP, emergency brake assistant, easy start, lane departure warning, FA and RA rolling bellows air suspension, stabilizers, automated 12-speed gearbox, TipMatic®, steering wheel lock with immobilizer				■	■	■	■				
O	C202 Air suspension FA MAN TGL 8.220-10.250, body lifting system	50	□	□	□						14.424,37	17.165,00
S	Diesel tank 180 l / 20 l AdBlue TGL		■	■	■							
S	Diesel tank 300 l / 20 l AdBlue TGM				■	■	■	■				
S	C214 Differential lock RA MAN TGL / TGM		■	■	■	■	■	■				
S	P2GC Leather multifunction steering wheel		■	■	■	■	■	■				
S	P1ZH high-beam assistant		■	■	■	■	■	■				
S	P1ZE Driving lights switch automatically, with light sensor		■	■	■	■	■	■				
S	P1TF MAN Easy Start (starting aid and anti-roll device)		■	■	■	■	■	■				
S	P3L2 Instrument cluster Professional, 12.3" color display		■	■	■	■	■	■				
S	P2LZ MAN Mediasystem Navigation Professional 12.3" infotainment system with 12.3" monitor, truck navigation with online traffic, radio with FM / KW / MW / LW, digital radio DAB+, Bluetooth music streaming, hands-free functionality for two mobile phones, AUX IN / USB, speakers, antenna		■	■	■	■	■	■				
S	C244 Air condition drivers cabin MAN TGL / TGM		■	■	■	■	■	■				
S	P1TP Cruise control ACC, distance-controlled MAN TGL / TGM		■	■	■	■	■	■				
O	P2F5 Storage table on the passenger side	2	□	□	□	□	□	□			686,55	817,00
O	C225 Wheel spacer front / rear axle (+ 140 / + 140 mm) TGL 8.220 - 10.250	78	□	□	□	□	□	□			4.760,50	5.665,00
O	P0OW Alloy rims ALCOA Dura Bright 6,75 x 17,5, 6-fold MAN TGL 8.220-10.250	-54	□	□	□						3.201,68	3.810,00
O	P1UC Tire pressure monitoring system (TPM) MAN TGM	3	□	□	□	□	□	□			1.108,40	1.319,00
O	C880 Load variant TGL 10.220 for series 8.220		□	□							5.516,81	6.565,00
O	P2O2 Additional hot water heating 4 kW, cab (MAN TGL / TGM)	8	□	□	□	□	□	□			2.081,51	2.477,00

	Code	Description	kg	800	850	900	950	1000	1050	1100	1200	Net price EURO	Price / EURO incl. 19% German tax
Chassis MAN TGS													
S		MAN TGS 18.430 LL, two-axle chassis 6-cylinder diesel engine with two-stage turbocharging, intercooling and exhaust gas recirculation. Particle filter with SCR catalytic converter, 12,419 ccm, 316 kW / 430 hp at 1,800 rpm, EURO VI - E, 2,200 Nm at 930 - 1,350 rpm, electronic brake system, BrakeMatic, ABS, engine brake, heated compressed air dryer. ASR + ESP, Emergency brake assistant, Easy Start, lane departure warning, rolling bellows air suspension on FA + RA, stabilizers, automated 12-speed gearbox, TipMatic®, steering wheel lock with immobilizer							■	■			
S		MAN TGS 26.430 LLL, three-axle chassis with steered trailing axle (NLA) 6-cylinder diesel engine with two-stage turbocharging, intercooling and exhaust gas recirculation. Particle filter with SCR catalytic converter, 12,419 ccm, 316 kW / 430 hp at 1,800 rpm, EURO VI - E, 2,200 Nm at 930 - 1,350 rpm, Electronic brake system, BrakeMatic, ABS, engine brake, heated compressed air dryer, ASR + ESP, Emergency brake assistant, Easy Start, lane departure warning, rolling bellows air suspension on FA / RA / NLA, stabilizers, automated 12-speed gearbox, TipMatic®, steering wheel lock with immobilizer											
O	C878	Engine variant 375 kW / 510 hp, 2,600 Nm torque							□	□	□	7.836,97	9.326,00
S		390 l Diesel / 60 l AdBlue							■	■	■		
S	C246	Differential lock RA MAN TGS							■	■	■		
S	C267	Automatic climate control in MAN TGS cab							■	■	■		
S	P2GC	Leather multifunction steering wheel							■	■	■		
S	P1TT	Lane Departure Warning LDW							■	■	■		
S	P1U3	Emergency Brake Assist EBA							■	■	■		
S	P3L2	Instrument cluster Professional, 12.3" color display							■	■	■		
S	P2LZ	MAN media system, navigation professional 12.3" infotainment system with 12.3" monitor, truck navigation with online traffic, radio with FM / KW / MW / LW, digital radio DAB+, Bluetooth music streaming, hands-free functionality for two mobile phones, AUX IN / USB, speakers, antenna							■	■	■		
S	P1ZH	High-beam assistant							■	■	■		
S	P1ZE	Driving lights switch automatically, with light sensor							■	■	■		
S	P1TQ	Cruise control ACC, distance-controlled							■	■	■		
O	0P22	6 x aluminum wheels ALCOA Dura Bright 11.75 x 22.5" for front / 9" x 22.5", 4-fold for rear	-100						□	□		5.801,68	6.904,00
O	0P23	8 x aluminum wheels ALCOA Dura Bright 11.75 x 22.5" for FA / 9" x 22.5" RA, 11.75 x 22.5" NLA	-140								□	8.056,30	9.587,00
O	P4FJ	Cruise control function MAN Efficient Cruise, regulated depending on the terrain							□	□	□	3.074,79	3.659,00
O	P1TV	Lane return assistant LRA MAN TGS							□	□	□	1.057,98	1.259,00
O	P5VT	Retarder MAN TGS	150						□	□	□	9.489,92	11.293,00
O	P2F5	Storage table on the passenger side	2						□	□	□	686,55	817,00
O	P2I7	Color ambience 'Desert Beige' for cab / dashboard inside							□	□	□	409,24	487,00
O	P1UC	Tire pressure monitoring system (TPM) MAN TGS	3						□	□	□	1.108,40	1.319,00
O	P2O4	Additional water heating 6 kW, driver's cab	10						□	□	□	3.281,51	3.905,00
O	P2HJ	Drawer, center section in instrument panel MAN TGS	2						□	□	□	166,39	198,00

Code	Description	kg	800	850	900	950	1000	1050	1100	1200	Net price EURO	Price / EURO incl. 19 % German tax
Chassis Mercedes-Benz Atego												
S	MB Atego 1230 LL / 1330 LL / 1530 LL, 6-cylinder diesel engine with one-stage turbocharging, intercooling and exhaust gas recirculation. Particulate filter with SCR catalytic converter, 7.698 ccm, 220 kW / 299 hp at 2.200 rpm, EURO VI - E, 1.200 Nm 1.200 - 1.600 rpm, electropneumatic braking system (EPB) with ABS, ASR and ESP, compressed air convection dryer, high performance engine brake, emergency brake assist, lane guard assist, full air suspension FA and RA, stabilizers, 8-speed automatic transmission, Mercedes-Benz Powershift 3 steering wheel lock with immobilizer				■	■	■	■				
S	C113 Differential lock RA				■	■	■	■				
S	C150 Cruise control MB Atego				■	■	■	■				
S	CD6F Air conditioning driver's seat				■	■	■	■				
S	C918 Atego safety package: Lane Keeping Assist + Active Brake Assist (emergency braking assistant)				■	■	■	■				
S	CJ2B MB CD radio Bluetooth, 24 V, FM tuner with RDS-EON, MW, LW, KW, CD-Player, mini USB front port, Aux front port, Bluetooth hands free speaking, 4 x 20 W, 4 x speakers, roof antenna, operation via steering wheel and directly on the device				■	■	■	■				
S	CD0A Multifunctional steering wheel leather				■	■	■	■				
S	Diesel tank 180 l / 25 l AdBlue				■	■	■	■				
O	C600 Diesel tank 290 l / 35 l AdBlue	130			☐	☐	☐	☐			2.121,01	2.524,00
O	CR7K Alloy rims ALCOA DURA BRIGHT, 7,5 x 19,5", 6-fold, MB Atego 1230-1530	-60			☐	☐	☐	☐			4.210,08	5.010,00
O	C919 Wheel spacer FA (+ 132 mm), MB Atego 1224 - 1530	10			☐	☐	☐	☐			1.500,00	1.785,00
O	C923 MB Atego 1330 load variant 13,5 t (5,1/9,3) for standard 1230				☐	☐					5.276,47	6.279,00
O	C924 MB Atego 1530 load variant 15,0 t (5,1/10,5) for standard 1330						☐				5.276,47	6.279,00
Chassis Mercedes-Benz Actros												
S	MB Actros 1843 LL, fourwheel chassis 6 cylinder diesel engine with turbo charging, intercooling and exhaust gas recirculation. Diesel particulate filter with SCR catalytic converter, 10.700 ccm, 315 kW / 428 hp at 1.800 rpm EURO VI - E, 2.100 Nm at 1.100 rpm, electronic pneumatic brake system (EPB). ABS, ASR and ESP, compressed air convection dryer, high performance engine brake, active brake assist, lane guard assist, full air suspension FA and RA, 12-speed automatic transmission Mercedes-Benz PowerShift 3, steering lock with immobiliser				■	■	■	■	■			
S	MB Actros 2543 LLL, sixwheel chassis with steered trailing axle (TA) 6 cylinder diesel engine with turbo charging, intercooling and exhaust gas recirculation. Diesel particulate filter with SCR catalytic converter, 10.700 ccm, 315 kW / 428 hp at 1.800 rpm EURO VI, 2.100 Nm at 1.100 rpm, electronic pneumatic brake system (EPB). ABS, ASR and ESP, compressed air convection dryer, high performance engine brake, active brake assist, lane guard assist, full air suspension FA, RA and TA, 12-speed automatic transmission Mercedes-Benz PowerShift 3, steering lock with immobiliser									■		
O	C210 Engine variant MB Actros 1846 – 335 kW (455 hp), 10,7 l Motor, 2.200 Nm (for 1843)				☐	☐	☐	☐	☐		3.535,29	4.207,00
O	C211 Engine variant MB Actros 2553 – 390 kW (530 hp), 12,8 l Motor, 2.500 Nm (for 2543)	285								☐	15.536,13	18.488,00
O	C212 Engine variant MB Actros 1835 LL, two-axle chassis 6-cylinder diesel engine with turbocharging, intercooling and exhaust gas recirculation, particle filter with SCR catalytic converter, 7,698 ccm, 260 kW / 354 hp at 1,800 rpm EURO VI - E, 7, 7 l engine, 1,400 Nm at 1,200 - 1,600 rpm, electropneumatic brake system (EPB) with ABS, ASR and ESP, heated compressed air dryer, high performance engine brake, emergency brake assistant, lane departure warning system, air suspension on FA + HA, automated 8-speed gearbox Mercedes-Benz PowerShift 3, steering wheel lock with immobilizer (reduced price for MB Actros 1843 series)	-150			☐	☐	☐	☐	☐		-10.500,00	-12.495,00

	Code	Description	kg	800	850	900	950	1000	1050	1100	1200	Net price EURO	Price / EURO incl. 19% German tax
Chassis Mercedes-Benz Actros													
S		Differential lock RA				■	■	■	■	■	■		
S	C600	Diesel tank 290 l / 35 l AdBlue	130			■	■	■					
S		Diesel tank 390 l / 60 l AdBlue							■	■	■		
S	CD6G	Automatic climate control in the cockpit				■	■	■	■	■	■		
S	CCS1H	Lane Keeping Assist + Active Brake Assist (Emergency Brake Assist)				■	■	■	■	■	■		
S	CGOT	MB Predictive Powertrain Control supports the adaptive cruise control with GPS data from the navigation system considering the topography				■	■	■	■	■	■		
S		Cruise control				■	■	■	■	■	■		
S	CJ6C	Multimedia cockpit, interactive with 12.3" touchscreen, incl. (CJ2E) FM Tuner with RDS-EON, MW, LW, KW, Mini USB / AUX front port, Bluetooth Hands-free kit, 2 x 20 W, 2 speakers, roof antenna, operation via steering wheel and directly on the device (CJ2U) Truck Navigation with dynamic route guidance under consideration of length/width/height and weight Life Traffic function for 27 countries (max. 3 years free) Bluetooth hands-free function (CS10) Traffic Sign Assistant (CJ2G) Digital Radio - DAB+											
S	CD0A	Multifunctional steering wheel leather				■	■	■	■	■	■		
S	CCS1L	Distance Control Assist with Stop and Go function in combination with Active Brake Assist 5 - pedestrian detection				■	■	■	■	■	■		
S	CS3C	Drivers airbag Perfect				■	■	■	■	■	■		
○	CS1J	Active Drive Assist, semi-automated driving in all speed ranges with lateral and longitudinal intervention - the vehicle steers itself in the lane including electrohydraulic steering	10			□	□	□	□	□		5.962,18	7.095,00
○	CB3H	Secondary water retarder	72			□	□	□	□	□		5.697,49	6.780,00
○	CD5E	6 x ALCOA Dura Bright aluminum wheels 11.75 x 22.5" front / 9" x 22.5" rear	-105			□	□	□	□	□		5.006,72	5.958,00
○	CD6E	8 x ALCOA Dura Bright aluminum wheels 11.75 x 22.5" front / 9" x 22.5" rear / 11.75 x 22.5" for TA	-140								□	6.792,44	8.083,00
○	CS1Y	Tire pressure control Actros 1843	3			□	□	□	□	□		1.668,91	1.986,00
○	CS1Z	Tire pressure control Actros 2543	3								□	2.319,33	2.760,00
○	C442	RUDMATIK Snow sling chain for drive axle	40			□	□	□	□	□	□	7.180,67	8.545,00
○	CD7V	Folding table dashboard passenger side	2			□	□	□	□	□	□	581,51	692,00
○	CD6N	Actros hot water heating for cab and engine, 24 V, 9 kW (together with eE241)				□	□	□	□	□	□	5.636,97	6.708,00
○	CS1X	Active Sideguard Assist, active turning assistant with emergency break in critical blind spot situations	3			□	□	□	□	□	□	5.180,67	6.165,00
○	CD5O	"StyleLine" design Actros dashboard				□	□	□	□	□	□	1.167,23	1.389,00
○	CD6O	"TrendLine" design Actros dashboard				□	□	□	□	□	□	1.167,23	1.389,00

Code	Description	kg	800	850	900	950	1000	1050	1100	1200	Net price EURO	Price / EURO incl. 19 % German tax
CHASSIS (quod vide detailed chassis equipment)												
S	Engine compartment with additional sound absorption		■	■	■	■	■	■	■	■		
S	Electronic braking systems, stabilisers at front- and rear axles boosted		■	■	■	■	■	■	■	■		
S	Anti blocking system (ABS), ASR, ESP		■	■	■	■	■	■	■	■		
S	Stainless steel wheel covers all around		■	■	■	■	■	■	■	■		
S	Winter tyres at all axles		■	■	■	■	■	■	■	■		
S	Multi function steering wheel, servo steering, steering column adjustable, outside thermometer		■	■	■	■	■	■	■	■		
S	Drivers cabin air-conditioned		■	■	■	■	■	■	■	■		
S	Cruise control		■	■	■	■	■	■	■	■		
S	Anti-theft device / electronic immobilizer		■	■	■	■	■	■	■	■		
S	Original-frame lowering device/-extension for huge towing capacity		■	■	■	■	■	■	■	■		
S	Under body wax coating at the frame, drivers platform raised, planar floor		■	■	■	■	■	■	■	■		
S	LED main headlights, LED high beam headlights, LED fog lights, LED daytime running lights		■	■	■	■	■	■	■	■		
S	SKA comfortable drivers- and co-drivers seat with integrated 3-point belt, head- and armrests, adjustable in height and inclination, seat surface extendable, pneumatic lumbar support, turnable, upholstered version		■	■	■	■	■	■	■	■		
O	D014	Splash guards (front / rear end)	8	<input type="checkbox"/>	<input type="checkbox"/>	<input type="checkbox"/>	<input type="checkbox"/>	<input type="checkbox"/>	<input type="checkbox"/>	<input type="checkbox"/>	1.021,01	1.215,00
O	C296	Repaint parts of the dashboard, colour: leather seats		<input type="checkbox"/>	<input type="checkbox"/>	<input type="checkbox"/>	<input type="checkbox"/>	<input type="checkbox"/>	<input type="checkbox"/>	<input type="checkbox"/>	521,01	620,00
O	C298	Dashboard covered with leather, bicolour design (MAN/MB Atego)	10	<input type="checkbox"/>	<input type="checkbox"/>	<input type="checkbox"/>	<input type="checkbox"/>	<input type="checkbox"/>	<input type="checkbox"/>	<input type="checkbox"/>	7.855,46	9.348,00
O	C299	Dashboard and center console covered with leather, bicolour design (MB Actros)	15		<input type="checkbox"/>	<input type="checkbox"/>	<input type="checkbox"/>	<input type="checkbox"/>	<input type="checkbox"/>	<input type="checkbox"/>	9.963,02	11.865,00
O	E501	Twin video rear vision colour monitoring system, dust protection lid, 7" LCD colour screen, IR-LED/low distance camera	7	<input type="checkbox"/>	<input type="checkbox"/>	<input type="checkbox"/>	<input type="checkbox"/>	<input type="checkbox"/>	<input type="checkbox"/>	<input type="checkbox"/>	2.757,98	3.282,00
O	E504	Reverse drive warning system acoustic		<input type="checkbox"/>	<input type="checkbox"/>	<input type="checkbox"/>	<input type="checkbox"/>	<input type="checkbox"/>	<input type="checkbox"/>	<input type="checkbox"/>	200,00	238,00
O	E506	360° all-round view camera system with 10" monitor, 4 x HD cameras with a viewing angle of 180° (horizontal), individual images	6	<input type="checkbox"/>	<input type="checkbox"/>	<input type="checkbox"/>	<input type="checkbox"/>	<input type="checkbox"/>	<input type="checkbox"/>	<input type="checkbox"/>	6.569,75	7.818,00
O	D004	VARIO-MirrorEye, camera-based mirror replacement system, 12.3" / 15" / 7" monitors on the A-pillars, outside cameras left/right (replace the main mirror, the wide-angle mirror and the approach mirror)		<input type="checkbox"/>	<input type="checkbox"/>	<input type="checkbox"/>	<input type="checkbox"/>	<input type="checkbox"/>	<input type="checkbox"/>	<input type="checkbox"/>	9.426,05	11.217,00
O	C311	Double air horn	4	<input type="checkbox"/>	<input type="checkbox"/>	<input type="checkbox"/>	<input type="checkbox"/>	<input type="checkbox"/>	<input type="checkbox"/>	<input type="checkbox"/>	705,88	840,00
O	C996	Compressed air connection in under storage room	2	<input type="checkbox"/>	<input type="checkbox"/>	<input type="checkbox"/>	<input type="checkbox"/>	<input type="checkbox"/>	<input type="checkbox"/>	<input type="checkbox"/>	633,61	754,00
O	R002	Hitch 3.500 kg for GVWR = 7.490 kg (only 3.000 kg if GVWR < 10.000 kg), outlet 12 V	20	<input type="checkbox"/>	<input type="checkbox"/>						2.884,03	3.432,00
O	R003	Hitch 3.500 kg for GVWR < 26.000 kg, outlet 12 V	30			<input type="checkbox"/>	<input type="checkbox"/>	<input type="checkbox"/>	<input type="checkbox"/>	<input type="checkbox"/>	3.736,97	4.447,00
O	R004	Hitch removable 3.000 kg, outlet 12 V	30	<input type="checkbox"/>	<input type="checkbox"/>	<input type="checkbox"/>	<input type="checkbox"/>	<input type="checkbox"/>	<input type="checkbox"/>	<input type="checkbox"/>	4.283,19	5.097,00
O	R005	Pin trailer hitch with continuous air brakes, trailer control unit, ABS / 24 V sockets, compressed air connections, trailer load up to 13.000 kg (depending on model)	180			<input type="checkbox"/>	<input type="checkbox"/>	<input type="checkbox"/>	<input type="checkbox"/>	<input type="checkbox"/>	11.504,20	13.690,00
O	R102	4 x hydraulic jacks for GVWR 6.000 - 9.500 kg, double effective cylinder, autolevel, additional manual emergency operating system	90	<input type="checkbox"/>	<input type="checkbox"/>						12.328,57	14.671,00
O	R103	4 x hydraulic jacks for GVWR 9.500 - 11.990 kg, double effective cylinder, autolevel, in case of need manual operation	120	<input type="checkbox"/>	<input type="checkbox"/>	<input type="checkbox"/>					14.375,63	17.107,00
O	R104	4 x hydraulic jacks for GVWR 12.000 - 26.000 kg, double effective cylinder, in case of need manual operation	220			<input type="checkbox"/>	<input type="checkbox"/>	<input type="checkbox"/>	<input checked="" type="checkbox"/>	<input checked="" type="checkbox"/>	19.644,54	23.377,00
O	R105	Load distribution plates (4) with loops 400 x 400 mm for hydraulic supports, loose	24	<input type="checkbox"/>	<input type="checkbox"/>	<input type="checkbox"/>	<input type="checkbox"/>	<input type="checkbox"/>	<input type="checkbox"/>	<input type="checkbox"/>	310,08	369,00
O	R107	Stainless steel bracket support plates under rear storage compartment / side hatch	7	<input type="checkbox"/>	<input type="checkbox"/>	<input type="checkbox"/>	<input type="checkbox"/>	<input type="checkbox"/>	<input type="checkbox"/>	<input type="checkbox"/>	615,13	732,00

	Code	Description	kg	800	850	900	950	1000	1050	1100	1200	Net price EURO	Price / EURO incl. 19 % German tax
BODYWORK													
S		Full insulated self supporting body, glass fibre reinforced plastic (GRP), formed components seamless integrated		■	■	■	■	■	■	■	■		
S		Corner joint profiles without cold bridge		■	■	■	■	■	■	■	■		
S		Front end hood GRP, with service / front flap, seamlessly integrated into the side walls		■	■	■	■	■	■	■	■		
S		Omnibus panorama windshield, laminated glass, toned, glued into the body, thermal insulation glazing ,Pilkington Opticool' reduces special solar protection by 56% of the solar radiation.		■	■	■	■	■	■	■	■		
S		Spoiler bumper with integrated LED headlights (main / remote / fog lights)		■	■	■	■	■	■	■	■		
S		GRP sandwich-roof with 40 mm insulation, completely walkable. Roof outer surface GRP with tissue reinforcement and gel coat surface, white, hail suspension as far as possible. GRP-sandwich floor with 40 mm insulation.		■	■	■	■	■	■	■	■		
S		Bus exterior mirrors with long arms forward, heated, electrically adjustable, wide-angle mirror, bow observation mirror		■	■	■	■	■	■	■	■		
S		Sidewall outside width 1,8 mm GRP and 40 mm PU insulation		■	■								
S		Sidewall outside width 2,2 mm GRP and 40 mm PU insulation				■	■	■	■				
S		Sidewall outside width 3,0 mm GRP and 40 mm PU insulation								■	■		
S		Underbody construction galvanised, painted steel profiles		■	■	■	■	■	■	■	■		
S		Tempered glass hinged windows, insulating safety glass, toned. Darkening- and mosquito- blinds at the living room windows		■	■	■	■	■	■	■	■		
S		2 x roof vents with forced ventilation, darkening- and mosquito blind		■	■	■	■	■	■	■	■		
S		Honeycomb inner blind in front of the windscreen with privacy function, electrically operated (12 V)		■	■	■	■	■	■	■	■		
S		Aluminum roof rails, painted oval tube		■	■	■	■	■	■	■	■		
S		Electric entry step outside, controlled via door contact, entry steps inside		■	■	■	■	■	■				
S		Electrical double step „Double Slide Step“ on the outside, controlled by a button, entry steps on the inside				■	■	■	■	■	■		
S		Insulated and heated fresh water tank / waste water tank / holding tank		■	■	■	■	■	■	■	■		
S		Insulated double floor with raised driver's platform, even floor level		■	■	■	■	■	■	■	■		
S		Velour covering visible surfaces		■	■	■	■	■	■	■	■		
S		Exterior flaps in omnibus design, fully insulated, 2-point twist locks, gas pressure opener		■	■	■	■	■	■	■	■		
S		Insulated and heated rear garage for bicycle / scooter transport with external side hatch		■	■	■	■	■	■	■	■		
S		Fully insulated underfloor storage boxes, lined with needle felt, heated, illuminated		■	■	■	■	■	■	■	■		
S		One-key locking system for storage compartment flaps and filler neck		■	■	■	■	■	■	■	■		
S		Underbody protection treatment of the entire vehicle floor		■	■	■	■	■	■	■	■		
S	S600	Composite entrance door with 2-point locking, 2,200 x 650 mm, electric locking when the engine starts. Easy-care soft-touch interior panelling in two colors, mosquito folding door		■	■	■	■	■	■	■	■		
O	S603	Electric closing aid for entrance door		□	□	□	□	□	□	□	□	737,81	878,00
O	S608	Additional security lock mechanical entrance door	1	□	□	□	□	□	□	□	□	768,07	914,00
O	E408	Painted LED outdoor light, with integrated motion detector, permanent light switching and switch-off while driving	1	□	□	□	□	□	□	□	□	599,16	713,00
S		LED position lights, LED side marker lights, LED taillights		■	■	■	■	■	■	■	■		
O	E400	4 x LED reversing lights embedded in the side wall, switched via reverse gear	10	□	□	□	□	□	□	□	□	3.874,79	4.611,00
O	E402	Raised LED rear lights with additional turn signal/brake light	4	□	□	□	□	□	□	□	□	778,15	926,00
O	S110	Real glass window strip on the side walls, black with flush-fitting vent windows, fixed glass window in front of the entrance door, sliding window in the driver / passenger area, VARIO Perfect ≤ 950	100	□	□	□	□					19.856,30	23.629,00
O	S111	Real glass window strip on the side walls, black with flush-mounted hinged windows, fixed-glazed window in front of the entrance door, sliding window in the driver/passenger area, VARIO Perfect 1000 - 1200	130					□	□	□	□	25.152,94	29.932,00
O	M003	Automatic awning OMNISTOR 5 x 2.75 m, painted in vehicle colour, electrically operated 230 V, remote control	52	□	□							4.110,08	4.891,00
O	M004	Automatic awning OMNISTOR 6 x 2.75 m, painted in vehicle colour, electrically operated 230 V, remote control	56	□	□	□	□	□	□	□	□	4.702,52	5.596,00

Code	Description	kg	800	850	900	950	1000	1050	1100	1200	Net price EURO	Price / EURO incl. 19% German tax
BODYWORK												
○ M110	LED-Stripe under awning, 12V, 7 W/m, 4000K, dimmable, continuous light strip, no dot display, cover in vehicle colour	2	☐	☐	☐	☐	☐	☐	☐	☐	1.424,37	1.695,00
○ S302	Roof hatch with 12 V vent, forced ventilation, darkening blind	7	☐	☐	☐	☐	☐	☐	☐	☐	847,06	1.008,00
○ S303	DOMETIC winding lift sunroof Heki 3 plus, approx. 960 x 655 mm, duette honeycomb blind, forced ventilation (living room)	15	☐	☐	☐	☐	☐	☐	☐	☐	1.435,29	1.708,00
○ S305	DOMETIC winding lift sunroof midi Heki Style, approx. 700 x 500 mm, combination blind, forced ventilation	6	☐	☐	☐	☐	☐	☐	☐	☐	943,70	1.123,00
○ S500	Additional outside flap for rear end storage room with gas props (up to lower edge hinge band)	30	☐	☐	☐	☐	☐	☐	☐	☐	4.585,71	5.457,00
○ S700	Central locking system for outside storage	15	☐	☐	☐	☐	☐	☐	☐	☐	3.162,18	3.763,00
S	Rear hatch for rear garage, partial foldable rear wall and rear bumper									■		
○ S S800	Slide Out - hydraulic extendable oriel / drivers side, underframe storage rooms completely maintained, pneumatic seal system, surface heating for de-icing in winter, strengthened frame / chassis	400			☐	☐	☐	☐	■	■	48.260,50	57.430,00
○ S802	Slide Out - hydraulic extendable oriel / bed room with couch and wardrobe, pneumatic seal system, strengthened frame / chassis, surface heating system in roof and front sides	400						☐	☐		48.260,50	57.430,00
○ S803	Bed Slide Out - hydraulic extendable oriel / drivers side, underframe storage rooms completely maintained, pneumatic seal system, surface heating system in roof and front sides	300						☐	☐		39.235,29	46.690,00
○ S804	Fourth Slide Out - hydraulic extendable oriel / codriver's side (under body storage rooms completely maintained) pneumatic seal system, surface heating 12 V in the roof and face sides for defrosting snow and ice in winter	200							☐		48.260,50	57.430,00

INTERIOR												
S	Furniture construction: real wood veneer on both sides. Flaps / doors with real wood profiles, door frames with solid wood profiles		■	■	■	■	■	■	■	■		
S	Wall cupboards / living room all around and sleeping room with flaps and push-lock locking		■	■	■	■	■	■	■	■		
S	Wardrobe with clothes rail, doors with 3-point bar lock		■	■	■	■	■	■	■	■		
S	Insulated composite sliding doors with lock and automatic locking to the bathroom and bedroom		■	■	■	■	■	■	■	■		
S	SKA living room comfort seat with integrated 3-point belt, rotatable, integrated headrest and armrests, height and inclination adjustment, seat cushion depth adjustment, pneumatic lumbar support, upholstered seat		■	■	■	■	■	■	■	■		
S	ALCANTARA® / leather upholstery in the living area and in the driver's area									■		
S	Additional windscreen heating by living area heating		■	■	■	■	■	■	■	■		
S	Carpet in the living room loosely laid, removable		■	■	■	■	■	■	■	■		
S	Energy-saving LED spots embedded in the ceiling / hanging cabinets		■	■	■	■	■	■	■	■		
S F130	Interior in fine wood veneer oak - natural		■	■	■	■	■	■	■	■		
S F131	Interior in fine wood veneer beach- color subdued		■	■	■	■	■	■	■	■		
○ F132	Interior in fine wood veneer „knotty oak“ - natural		☐	☐	☐	☐	☐	☐	☐	☐	4.507,56	5.364,00
○ F133	Interior in fine wood veneer „knotty oak“ - silver, brushed		☐	☐	☐	☐	☐	☐	☐	☐	9.214,28	10.965,00
○ F134	Interior in fine wood veneer Canadian maple - light	15	☐	☐	☐	☐	☐	☐	☐	☐	4.892,44	5.822,00
○ F135	Interior in fine wood veneer Canadian maple - honey	15	☐	☐	☐	☐	☐	☐	☐	☐	4.892,44	5.822,00
○ F136	Interior in fine wood veneer American cherry tree		☐	☐	☐	☐	☐	☐	☐	☐	9.214,28	10.965,00
○ F137	Interior in fine wood veneer American walnut - light		☐	☐	☐	☐	☐	☐	☐	☐	17.398,32	20.704,00
○ F138	Interior in fine wood veneer American walnut - natural		☐	☐	☐	☐	☐	☐	☐	☐	12.899,16	15.350,00
○ F139	Interior in fine wood veneer American walnut - dark		☐	☐	☐	☐	☐	☐	☐	☐	12.899,16	15.350,00

Code	Description	kg	800	850	900	950	1000	1050	1100	1200	Net price EURO	Price / EURO incl. 19 % German tax
INTERIOR												
○ F161	Furniture construction bathroom sanding varnish white	50-100	□	□	□	□	□	□	□	□	3.382,35	4.025,00
○ F162	Furniture bedroom grinding varnish white	50-150	□	□	□	□	□	□	□	□	4.248,47	5.056,00
○ F163	Doors / flaps in white varnish	50	□	□	□	□	□	□	□	□	4.424,37	5.265,00
S F171	Furniture design „bentART“, curved flaps in precious wood veneer, cubic 30 mm side panels		■	■	■	■	■	■	■	■		
○ F008	Furniture safe with electronic combination lock	8	□	□	□	□	□	□	□	□	434,45	517,00
○ F014	Pull out system for medium high cupboard	10	□	□	□	□	□	□	□	□	1.236,13	1.471,00
○ F015	Pull out system with 3 levels for medium high cupboard with bevel front in kitchen	10						□	□	□	1.462,18	1.740,00
○ F016	2-piece pull out cabinet with 6 x baskets	20	□	□	□	□	□	□	□	□	2.352,94	2.800,00
○ F017	Additional pullout (basket)	5	□	□	□	□	□	□	□	□	256,30	305,00
○ F050	Glass show case, illuminated, mirrored rear panel, drinking glasses display, top cabinet on existent cabinet	13	□	□	□	□	□	□	□	□	2.672,27	3.180,00
○ F051	Glass show case, illuminated, mirrored rear panel, drinking glasses display	20						□	□	□	4.096,64	4.875,00
○ F052	Drinking glasses set „VARIO“ for glass show case	1	□	□	□	□	□	□	□	□	243,70	290,00
S	Living room couch substructure covered with wood, high quality upholstery		■	■	■	■	■	■	■	■		
○ F040	Extension in seating bench	8	□	□	□	□	□	□	□	□	449,58	535,00
○ F204	Living room couch, extendable, lying area 1.950 x 1.400 mm, springy wood frame, storage for bed linen in substructure	15	□	□	□	□	□	□	□	□	2.605,04	3.100,00
○ F205	Living room couch, extendable, lying area approx. 1.950 x 1.400 mm, 3-point belt for 4 th seat, removable bolster for sitting in driving direction	75	□	□	□	□	□	□	□	□	5.265,55	6.266,00
S	Bar table version with extendable interface (500 mm) and newspaper tray		■	■	■	■	■	■	■	■		
○ F030	Bar compartment, two doors in the middle under the living room table, behind them recess for bottles below, shelf above	8	□	□	□	□	□	□	□	□	515,12	613,00
○ F018	Ceiling lamps, 6 x LED spots countersunk in ceiling, dimmer	2	□	□	□	□	□	□	□	□	1.821,00	2.167,00
○ F300	Microfibre-covered panel ceiling in the living room with indirect LED lighting	90				□	□	□	□	□	16.163,02	19.234,00
○ F303	Relief structure wall, painted white wood, at exterior wall passage next to bathroom, wood element for indirect lighting, additional element on bathroom wall (glass cabinet also rear glass showcase)	85						□	□	□	7.777,31	9.255,00
○ F311	Hanging bar table, extendable, without fixed table base, stabilizing foldable table base when pulled out	20				□	□	□	□	□	2.333,61	2.777,00
○ F400	Interior “blackLine“ (fittings, handles, taps black)		□	□	□	□	□	□	□	□	3.670,59	4.368,00
S	Rear bed ventilated, with FROLI bed system, formfit cold foam mattress, 1.500 x 2.000 mm		■									
S	Rear bed ventilated, with FROLI bed system, formfit cold foam mattress, 1.600 / 1.700 x 2.000 mm			■	■	■	■	■	■	■		
○ F020	Adjustable head board for rear bed / single bed	6	□	□	□	□	□	□	□	□	315,12	375,00
○ F003	Fold away bed (1.950 x 1.300 mm) above drivers seats, instead of hanging cupboards	60	□	□	□	□	□	□	□	□	5.452,10	6.488,00
○ N003	Air suspended driver- / passenger- seat including air switch off valve	30	□	□	□	□	□	□	□	□	2.986,55	3.554,00
○ N006	Leather upholstery living area	20	□	□	□	□	□	□	□	□	5.584,03	6.645,00
○ N012	ALCANTARA [®] upholstery	10	□	□	□	□	□	□	□	□	4.726,89	5.625,00
○ N030	Granite entry stairs sideways / ceramics / porcelain stoneware	20				□	□	□	□	□	731,09	870,00
○ N031	Granite / ceramics / porcelain flooring in the passageway adjacent bathroom with 2 steps	60						□	□	□	2.321,01	2.762,00
○ N018	Wooden blinds living room / kitchen / bedroom / bath	20	□	□	□	□	□	□	□	□	3.060,50	3.642,00
○ N038	GFW darkening honeycomb blind with privacy function on drivers and co-drivers window, absolutely opaque	8	□	□	□	□	□	□	□	□	1.540,34	1.833,00

Code	Description	kg	800	850	900	950	1000	1050	1100	1200	Net price EURO	Price / EURO incl. 19 % German tax
KITCHEN												
S	Rubbish bin with cover, flush integrated in counter top		■	■	■	■	■	■	■	■		
S	Bar tray made of solid wood as splash guard function between kitchen and lounge		■	■	■	■	■	■	■	■		
S	Hanging cupboards with flaps, shelves and push-lock-mechanism		■	■	■	■	■	■	■	■		
S	Drawers and pull outs on roller bearing		■	■	■	■	■	■	■	■		
S	Outlets 2 x 230 V		■	■	■	■	■	■	■	■		
S	F004 Kitchen counter top CORIAN® / STARON®		■	■	■	■	■	■	■	■		
O	F024 Kitchen rear panel CORIAN® / STARON®	10	□	□	□	□	□	□	□	□	980,67	1.167,00
S	P000 3-flames high grade steel gas cooker with integrated glass cover, automatic ignition, countersunk in counter top		■	■	■	■	■	■	■	■		
O	P001 Induction cooktop, 2 burners, 230 V, touch screen	10		□	□	□	□	□	■	■	1.018,49	1.212,00
S	High grade steel sink countersunk in counter top, with cover		■	■	■	■	■	■	■	■		
O	P016 STARON sink, angular, flush	5	□	□	□	□	□	□	□	□	529,41	630,00
O	P013 FRANKE sink with drip of bowl and CORIAN® / STARON®-cover, eccentric close system	6	□	□	□	□	□	□	□	□	703,36	837,00
S	Single hand control tap, chrome		■	■	■	■	■	■	■	■		
O	W001 Single hand control tap with removable sprinkler	2	□	□	□	□	□	□	□	□	339,50	404,00
S	K004 177 l refrigerator with AES, 35 l ice box		■	■	■	■						
S	K009 177 l refrigerator with AES, 35 l ice box, mounted behind trailing door						■	■				
O	K008 195 l Compressor refrigerator Kissmann KT210, 151 liter refrigerator, 44-liter freezer, 12 V with integrated 230 V priority circuit. Optional - instead of 177 l refrigerator			□	□	□	□	□	■	■	0,00	0,00
O	F043 „cubeART“ kitchen unit, side panels and worktop as a 45 mm all-round frame, handle niche including indirect LED lighting, design kitchen fitting	22					□	□	□	□	5.030,25	5.986,00
O	P007 Dish washer EXQUISIT, fully integrated	30		□	□	□	□	□	□	□	1.896,64	2.257,00
O	P014 Dish washer Fisher / Paykel, Toploader, fully integrated	38		□	□	□	□	□	□	□	2.847,90	3.389,00
O	P004 Microwave with integrated grill	17	□	□	□	□					1.410,08	1.678,00
O	P998 MIELE Microwave / hot air oven, 2.200 W	30			□	□	□	□	□	□	3.690,76	4.392,00
O	P010 Preparation for Espresso automat niched in furniture, extension, turn around system, 230 V outlet	5		□	□	□	□	□	□	□	956,30	1.138,00
O	P011 Espresso automat JURA 230 V	9		□	□	□	□	□	□	□	1.478,15	1.759,00
O	P006 Washing machine/dryer, washer 8 kg, dryer 4 kg, 230 V / 10 A in outside storage room	88					□	□	□	□	4.200,84	4.999,00
O	P009 Washing machine CANDY HOOVER, 3,5 kg, 230 V	55	□	□	□	□	□				3.094,12	3.682,00
S	Design flooring kitchen, very resistant object floor		■	■	■	■	■	■	■	■		
O	F042 Granite / ceramics / porcelain flooring kitchen	100			□	□	□	□	□	□	5.026,05	5.981,00
BATH												
S	Inside area splash water-repellent, washable coated		■	■	■	■	■	■	■	■		
S	Washstand - floor cupboard with doors		■	■	■	■	■	■	■	■		
S	Mirrored cabinet, threepart mirror, shelves		■	■	■	■	■	■	■	■		
S	Separate shower with folding / sliding door, single hand control shower tap with water saving sprinkler, chrome		■	■	■	■	■	■	■	■		
S	Lots of bathroom accessories (soap dispenser, toothbrush mug, toilet paper holder, towel hook), 230 V socket		■	■	■	■	■	■	■	■		
S	Additional tray with chrome railing in shower CORIAN® / STARON®		■	■	■	■	■	■	■	■		

	Code	Description	kg	800	850	900	950	1000	1050	1100	1200	Net price EURO	Price / EURO incl. 19 % German tax
S	J001	Wash stand top mineral material STARON® pure white with countersunk washbasin pure white		■	■	■	■	■	■	■	■		
O	J002	CORIAN® / STARON® rear panel wash stand / toilet	10	□	□	□	□	□	□	□	□	1.809,24	2.153,00
O	J003	CORIAN® / STARON® rear panel in shower, console for mixing tap CORIAN® / STARON®	20	□	□	□	□	□	□	□	□	3.245,38	3.862,00
O	J006	CORIAN® / STARON® bowl custom colours / special form	5	□	□	□	□	□	□	□	□	516,81	615,00
O	J044	„rustART“ design panel, three-hole mixing tap, indirect LED lighting	3	□	□	□	□	□	□	□	□	1.731,09	2.060,00
O	J050	„concreteART“ design panel, design mixing tap, indirect LED lighting	3	□	□	□	□	□	□	□	□	1.800,00	2.142,00
O	J020	Wash stand plate granite	30	□	□	□	□	□	□	□	□	2.724,37	3.242,00
O	J022	Granite-light weight wall covering/shower, granite console for tap, rear panel construction, wash stand granite	60					□	□	□	□	9.394,12	11.179,00
O	J032	Thermostatic mixing shower tap, chrome	1	□	□	□	□	□	□	□	□	295,80	352,00
O/S	J040	Real glass quarter circle shower, together with bath version “extra roomy”	15	□	□	□	■	■	■	■	■	2.574,79	3.064,00
O	J009	CORIAN® / STARON® quarter circle shower basin	25	□	□	□						5.138,66	6.115,00
O	J004	CORIAN® / STARON® quarter circle shower basin	10				□	□	□	□	□	2.462,18	2.930,00
O	J008	CORIAN® / STARON® 5-corner shower embedded into the floor, concealed drain, real glass shower door	30						□	□	□	7.754,62	9.228,00
S		Fixed ceramic water flush toilet SEALAND		■	■	■	■	■	■	■	■		
O	J045	TECMA E-Breeze macerator toilet with bidet function	15	□	□	□	□	□	□	□	□	2.718,49	3.235,00
S		Flooring in the bathroom: design flooring / highly durable object floor		■	■	■	■	■	■	■	■		
O	J021	Granite / ceramics / porcelain stoneware flooring	100			□	□	□	□	□	□	4.977,31	5.923,00
O	J060	Bathroom walls in concrete look	30	□	□	□	□	□	□	□	□	4.125,21	4.909,00

MULTIMEDIA

O	E000	QLED-flat screen TV 43“, 230 V, remote control	35				□	□	□	□	□	4.197,48	4.995,00
O	E012	LED flat screen TV 40“, 12V, remote control, with external control module (sound system required)	15			□	□	□	□	□	□	4.197,48	4.995,00
O	E099	Electric lift, 12 V / TV 32“ / 40“	15				□	□	□	□	□	1.044,54	1.243,00
O	E001	QLED-flat screen TV 32“, 230 V, remote control	30	□	□	□	□	□	□	□	□	3.725,21	4.433,00
O	E002	LED flat screen TV 32“, 12 V, remote control	20	□	□	□	□	□	□	□	□	3.055,46	3.636,00
O	E004	Satellite system CRYSTOP Autosat 2, 85 cm parabolic reflector, autolevel, control panel	30	□	□	□	□	□	□	□	□	4.671,43	5.559,00
O	E006	Option „SKEW“ Internet / TV for Autosat, together with E004		□	□	□	□	□	□	□	□	566,39	674,00
O	E011	Apple TV 4 K (64 GB)		□	□	□	□	□	□	□	□	889,92	1.059,00
O	E007	BlueRay-Player	3	□	□	□	□	□	□	□	□	659,66	785,00
O	E055	PIONEER DAB+ radio system with CD, UKW, MW, 4 x 50 W, 4 x loudspeakers, roof antenna, Bluetooth hands-free system, iPod / iPhone interface (bedroom)	4	□	□	□	□	□	□	□	□	1.788,23	2.128,00
O	E104	Audio connection Radio system with LED flat screen	1	□	□	□	□	□	□	□	□	410,08	488,00
O	E117	Sound system with active subwoofer (4 x speakers + subwoofer)	10	□	□	□	□	□	□	□	□	1.356,30	1.614,00
O	E118	JEHNERT sound system with additional amplifier, 4 x 2-way speaker system embedded flush in the furniture, bass reflex subwoofer, additional Bluetooth interface for music streaming via smartphone	5	□	□	□	□	□	□	□	□	4.092,44	4.870,00
O	E853	5G Router, 12 V, DUAL SIM-Slot, (5G / LTE / 3G), WIFI / GPS roof antenna	2	□	□	□	□	□	□	□	□	1.907,56	2.270,00

Code	Description	kg	800	850	900	950	1000	1050	1100	1200	Net price EURO	Price / EURO incl. 19 % German tax
ELECTRICS												
S	230 V external connection with feed cable, FI personal protection device		<input checked="" type="checkbox"/>	<input checked="" type="checkbox"/>	<input checked="" type="checkbox"/>	<input checked="" type="checkbox"/>	<input checked="" type="checkbox"/>	<input checked="" type="checkbox"/>	<input checked="" type="checkbox"/>	<input checked="" type="checkbox"/>		
S	Battery monitor / ampere-hour meter for living area batteries		<input checked="" type="checkbox"/>	<input checked="" type="checkbox"/>	<input checked="" type="checkbox"/>	<input checked="" type="checkbox"/>	<input checked="" type="checkbox"/>	<input checked="" type="checkbox"/>	<input checked="" type="checkbox"/>	<input checked="" type="checkbox"/>		
S	Automatic charging of the living area batteries while driving 14 V / 37 A		<input checked="" type="checkbox"/>	<input checked="" type="checkbox"/>	<input checked="" type="checkbox"/>	<input checked="" type="checkbox"/>	<input checked="" type="checkbox"/>	<input checked="" type="checkbox"/>	<input checked="" type="checkbox"/>	<input checked="" type="checkbox"/>		
S	Automatic shutdown of the on-board power supply in the event of battery undervoltage		<input checked="" type="checkbox"/>	<input checked="" type="checkbox"/>	<input checked="" type="checkbox"/>	<input checked="" type="checkbox"/>	<input checked="" type="checkbox"/>	<input checked="" type="checkbox"/>	<input checked="" type="checkbox"/>	<input checked="" type="checkbox"/>		
S	LCD VARIO control panel for monitoring the fresh water, waste water, toilet tank and battery voltage of the vehicle and living area battery		<input checked="" type="checkbox"/>	<input checked="" type="checkbox"/>	<input checked="" type="checkbox"/>	<input checked="" type="checkbox"/>	<input checked="" type="checkbox"/>	<input checked="" type="checkbox"/>	<input checked="" type="checkbox"/>	<input checked="" type="checkbox"/>		
S	VARIO relay distributor with 230 V and 12 V fuse, gas / generator tank display, automatic switching from external and generator power		<input checked="" type="checkbox"/>	<input checked="" type="checkbox"/>	<input checked="" type="checkbox"/>	<input checked="" type="checkbox"/>	<input checked="" type="checkbox"/>	<input checked="" type="checkbox"/>	<input checked="" type="checkbox"/>	<input checked="" type="checkbox"/>		
S	Electrical lines laid in cable ducts for easy servicing, central electrical unit with control cabinet technology terminals		<input checked="" type="checkbox"/>	<input checked="" type="checkbox"/>	<input checked="" type="checkbox"/>	<input checked="" type="checkbox"/>	<input checked="" type="checkbox"/>	<input checked="" type="checkbox"/>	<input checked="" type="checkbox"/>	<input checked="" type="checkbox"/>		
S	Lighting with energy-saving LED spots, separate circuit		<input checked="" type="checkbox"/>	<input checked="" type="checkbox"/>	<input checked="" type="checkbox"/>	<input checked="" type="checkbox"/>	<input checked="" type="checkbox"/>	<input checked="" type="checkbox"/>	<input checked="" type="checkbox"/>	<input checked="" type="checkbox"/>		
S	Central main battery switch in the panel for all for all extraction points		<input checked="" type="checkbox"/>	<input checked="" type="checkbox"/>	<input checked="" type="checkbox"/>	<input checked="" type="checkbox"/>	<input checked="" type="checkbox"/>	<input checked="" type="checkbox"/>	<input checked="" type="checkbox"/>	<input checked="" type="checkbox"/>		
S	Mechanical main battery switch for starter batteries		<input checked="" type="checkbox"/>	<input checked="" type="checkbox"/>	<input checked="" type="checkbox"/>	<input checked="" type="checkbox"/>	<input checked="" type="checkbox"/>	<input checked="" type="checkbox"/>	<input checked="" type="checkbox"/>	<input checked="" type="checkbox"/>		
S	E605 Mechanical main battery switch for living area batteries		<input checked="" type="checkbox"/>	<input checked="" type="checkbox"/>	<input checked="" type="checkbox"/>	<input checked="" type="checkbox"/>	<input checked="" type="checkbox"/>	<input checked="" type="checkbox"/>	<input checked="" type="checkbox"/>	<input checked="" type="checkbox"/>		
S	Maintenance-free living area gel battery EXIDE Solar 1 x 12 V / 170 Ah, automatic battery charger 12 V / 35 A, microprocessor controlled with soft start and battery temperature sensor		<input checked="" type="checkbox"/>	<input checked="" type="checkbox"/>	<input checked="" type="checkbox"/>	<input checked="" type="checkbox"/>	<input checked="" type="checkbox"/>	<input checked="" type="checkbox"/>	<input checked="" type="checkbox"/>	<input checked="" type="checkbox"/>		
S O	E200 Maintenance-free living area gel batteries EXIDE Solar 2 x 12 V / 170 Ah (340 Ah), automatic battery charger 12 V / 50 A, microprocessor-controlled with soft start and battery temperature sensor	70	<input type="checkbox"/>	<input type="checkbox"/>	<input type="checkbox"/>	<input type="checkbox"/>	<input type="checkbox"/>	<input type="checkbox"/>	<input type="checkbox"/>	<input checked="" type="checkbox"/>	1.524,37	1.814,00
O	E242 CTEK automatic charger 24 V / 4 A for starter batteries	2	<input type="checkbox"/>	<input type="checkbox"/>	<input type="checkbox"/>	<input type="checkbox"/>	<input type="checkbox"/>	<input type="checkbox"/>	<input type="checkbox"/>	<input type="checkbox"/>	655,46	780,00
O	E241 CTEK automatic charger 24 V / 14 A for starter batteries	4			<input type="checkbox"/>	<input type="checkbox"/>	<input type="checkbox"/>	<input type="checkbox"/>	<input type="checkbox"/>	<input type="checkbox"/>	814,28	969,00
O	E100 VARIO-CANBUS control with 7" touch monitor including smartphone control via WLAN in the vehicle, heating control, tank level display, battery capacity monitoring, inverter control, solar power display (only together with LTE / WLAN router, code E853)	5	<input type="checkbox"/>	<input type="checkbox"/>	<input type="checkbox"/>	<input type="checkbox"/>	<input type="checkbox"/>	<input type="checkbox"/>	<input type="checkbox"/>	<input type="checkbox"/>	4.749,58	5.652,00
O	E403 Floor lighting 4 x in the floor area, changeover switch	2	<input type="checkbox"/>	<input type="checkbox"/>	<input type="checkbox"/>	<input type="checkbox"/>	<input type="checkbox"/>	<input type="checkbox"/>	<input type="checkbox"/>	<input type="checkbox"/>	738,65	879,00
O	E651 ETA lighting bus control, light control modules, light circuits dimmable, programmable	6	<input type="checkbox"/>	<input type="checkbox"/>	<input type="checkbox"/>	<input type="checkbox"/>	<input type="checkbox"/>	<input type="checkbox"/>	<input type="checkbox"/>	<input type="checkbox"/>	5.410,08	6.438,00
O	E701 Indirect LED lighting kitchen worktop	1	<input type="checkbox"/>	<input type="checkbox"/>	<input type="checkbox"/>	<input type="checkbox"/>	<input type="checkbox"/>	<input type="checkbox"/>	<input type="checkbox"/>	<input type="checkbox"/>	384,03	457,00
O	E702 Indirect LED lighting vanity top and mirror cabinet	1	<input type="checkbox"/>	<input type="checkbox"/>	<input type="checkbox"/>	<input type="checkbox"/>	<input type="checkbox"/>	<input type="checkbox"/>	<input type="checkbox"/>	<input type="checkbox"/>	494,96	589,00
O	E703 Indirect LED lighting for head end of rear bed together with wooden panel and rear bed frame. Can be switched individually.	4	<input type="checkbox"/>	<input type="checkbox"/>	<input type="checkbox"/>	<input type="checkbox"/>	<input type="checkbox"/>	<input type="checkbox"/>	<input type="checkbox"/>	<input type="checkbox"/>	757,98	902,00
O	E704 Indirect LED lighting living room wall cupboards < 950	10	<input type="checkbox"/>	<input type="checkbox"/>	<input type="checkbox"/>						2.016,81	2.400,00
O	E705 Indirect LED lighting living room wall cupboards	20				<input type="checkbox"/>	<input type="checkbox"/>	<input type="checkbox"/>	<input type="checkbox"/>	<input type="checkbox"/>	3.432,77	4.085,00
O	E706 LED reading lamp with gooseneck	1	<input type="checkbox"/>	<input type="checkbox"/>	<input type="checkbox"/>	<input type="checkbox"/>	<input type="checkbox"/>	<input type="checkbox"/>	<input type="checkbox"/>	<input type="checkbox"/>	231,09	275,00
S	Several outlets, 12 / 230 V		<input checked="" type="checkbox"/>	<input checked="" type="checkbox"/>	<input checked="" type="checkbox"/>	<input checked="" type="checkbox"/>	<input checked="" type="checkbox"/>	<input checked="" type="checkbox"/>	<input checked="" type="checkbox"/>	<input checked="" type="checkbox"/>		
O	E600 Outlet 230 V additional	1	<input type="checkbox"/>	<input type="checkbox"/>	<input type="checkbox"/>	<input type="checkbox"/>	<input type="checkbox"/>	<input type="checkbox"/>	<input type="checkbox"/>	<input type="checkbox"/>	173,11	206,00
O	E601 Outlet 12 V additional	1	<input type="checkbox"/>	<input type="checkbox"/>	<input type="checkbox"/>	<input type="checkbox"/>	<input type="checkbox"/>	<input type="checkbox"/>	<input type="checkbox"/>	<input type="checkbox"/>	173,11	206,00
O	E602 Double outlet 230 V in garage for e-bikes	1	<input type="checkbox"/>	<input type="checkbox"/>	<input type="checkbox"/>	<input type="checkbox"/>	<input type="checkbox"/>	<input type="checkbox"/>	<input type="checkbox"/>	<input type="checkbox"/>	173,11	206,00
O	E603 Outlet 24 V, switched over ignition, front windshield / toll device	1	<input type="checkbox"/>	<input type="checkbox"/>	<input type="checkbox"/>	<input type="checkbox"/>	<input type="checkbox"/>	<input type="checkbox"/>	<input type="checkbox"/>	<input type="checkbox"/>	196,64	234,00
O	E606 USB-C/A Power-double socket 5 V / 3,6 A	1	<input type="checkbox"/>	<input type="checkbox"/>	<input type="checkbox"/>	<input type="checkbox"/>	<input type="checkbox"/>	<input type="checkbox"/>	<input type="checkbox"/>	<input type="checkbox"/>	226,89	270,00
O	E609 Wireless Smartphone Charger, inductive charging of a smartphone, integrated invisibly in the furniture	1	<input type="checkbox"/>	<input type="checkbox"/>	<input type="checkbox"/>	<input type="checkbox"/>	<input type="checkbox"/>	<input type="checkbox"/>	<input type="checkbox"/>	<input type="checkbox"/>	365,55	435,00

Code	Description	kg	800	850	900	950	1000	1050	1100	1200	Net price EURO	Price / EURO incl. 19 % German tax
○ E270	VICTRON Multi Plus 3000 charger / sine - inverter - combination, charging capacity 12 V / max. 120 A, external power connection adjustable from 4 - 16 A, sine wave inverter with 12 - 230 V / 3,000 VA, Touch GX 50 panel, including 2 x gel batteries 12 V / 170 Ah (total capacity 12 V / 340 Ah)	80	▣	▣	▣						7.108,40	8.459,00
○ E272	VICTRON Multi Plus 3000 charger / sine wave inverter combination, charging capacity 12 V / max. 120 A, external power connection adjustable from 4 - 16 A, sine wave inverter with 12 - 230 V / 3,000 VA, Touch GX 50 panel, including 2 x lithium -Battery LiPo 12.8 / 200 Ah tempered (total capacity 400 Ah)	30	▣	▣	▣	▣	▣	▣			12.401,68	14.758,00
○ E273	VICTRON Multi Plus 3000 charger / sine wave inverter combination, charging capacity 12 V / max. 120 A, external power connection adjustable from 4 - 16 A, sine wave inverter with 12 - 230 V / 3,000 VA, Touch GX 50 panel, including 2 x lithium -Battery LiPo 12.8 / 300 Ah tempered (total capacity 600 Ah)	40	▣	▣	▣	▣	▣	▣			14.794,11	17.605,00
○ E275	VICTRON Quattro 5000 charger / sine wave inverter - combination, charging capacity 12 V / max. 220 A, external power connection adjustable from 4 - 16 A, sine wave inverter with 12 - 230 V / 5,000 VA, Touch GX 50 panel, including 3 x lithium batteries LiPo 12.8 V / 300 Ah, tempered (total capacity 900 Ah)	150			▣	▣	▣	▣	▣	▣	20.970,59	24.955,00
○ E277	VICTRON Quattro 5000 charger / sine wave inverter - combination, charging capacity 12 V / max. 220 A, External power connection adjustable from 4 - 16 A, sine wave inverter with 12 - 230 V / 5000 VA, Touch GX 50 panel, including 4 x lithium batteries LiPo 12.8 V / 300 Ah, tempered (total capacity 1,200 Ah)	180							▣	▣	24.463,87	29.112,00
○ E278	VICTRON Quattro 5000 charger / sine inverter combination, loading capacity 12 V / max. 220 A, external power connection adjustable 4 – 16 A , sinus inverter with 12 – 230 VA / 5000 VA, GX 50 touch panel, 6 x lithium battery LiPo 12,8 V / 300 Ah, tempered (total capacity 1800 Ah)	260							▣	▣	31.428,57	37.400,00
○ E311	Charging current increase while driving up to 24 -> 14 V / 70 A, with 24 V chassis	2	▣	▣	▣	▣	▣	▣	▣	▣	768,91	915,00
○ E312	Charging current increase while driving up to 24 -> 14 V / 140 A, with 24 V chassis (MB Actros)	3			▣	▣	▣	▣	▣	▣	1.793,28	2.134,00
○ E313	Second power supply with FI circuit breaker 230 V / 16 A with switch circuit 1-2, CEE connection cable	5					▣	▣	▣	▣	2.781,51	3.310,00
SOLAR												
○ E233	Solar panels 380 W (total capacity), charge controller	35		▣	▣	▣	▣	▣	▣		3.653,78	4.348,00
○ E234	Solar panels 570 W (total capacity), charge controller	55		▣	▣	▣	▣	▣	▣	▣	5.725,21	6.813,00
○ E235	Solar panels 760 W (total capacity), charge controller	75			▣	▣	▣	▣	▣	▣	7.535,29	8.967,00
○ E237	Solar panels 1.140 W (total capacity), charge controller	110					▣	▣	▣	▣	11.792,44	14.033,00
○ E239	Solar panels 1.520 W (total capacity), charge controller	140					▣	▣	▣		14.130,25	16.815,00
○ E240	Solar panels 1.710 W (total capacity), charge controller	155					▣	▣	▣		15.300,00	18.207,00
GENERATOR												
○ G003	Fuel generator DOMETIC TEC 29, 2,6 kW (25°C), 230 V, 1 x cylinder, noise absorber box, operating panel, 30 l tank, fuel gauge	85	▣	▣	▣						9.868,91	11.744,00
○ G009	ONAN diesel generator, 4.8 kW (29°C), STAGE V, 230 V, 2,880 rpm, 2 x cylinder KUBOTA diesel engine, water-cooled, in soundproof box with integrated cooler/fan unit and exhaust system, control panel, generator in insulated external storage space assembled.	220			▣	▣	▣	▣	▣	▣	19.207,56	22.857,00
○ G020	Fuel cell EFOY pro 2800, 12 V / 125 W inclusive 10 l methanol fuel cartridge	22	▣	▣	▣	▣	▣	▣	▣	▣		request

Code	Description	kg	800	850	900	950	1000	1050	1100	1200	Net price EURO	Price / EURO incl. 19 % German tax
AIR CONDITION												
○ E902	Roof air conditioner DOMETIC FreshJet 3500, 230 V, cooling capacity 3,500 W, remote control	40	☐	☐	☐	☐					4.324,37	5.146,00
○ E906	SPLIT air conditioning VARIO Cool, 230 V, cooling capacity approx. 1,900 W, evaporator integrated in furniture construction, compressor / underfloor condenser unit in stainless steel housing, remote control (bedroom)	75			☐	☐	☐	☐	☐	☐	11.772,27	14.009,00
○ E907	SPLIT VARIO Cool Twin air conditioner, 230 V, cooling capacity approx. 3,600 W, evaporator integrated in furniture construction, twin compressor/condenser unit installed underfloor in stainless steel housing, remote control (living room)	100			☐	☐	☐	☐	☐	☐	20.541,18	24.444,00
○ E908	Second evaporator for cooling the bedroom, remote control, second control with solenoid valves - only together with E 907 (Evaporators operated individually or together, whereby the power is shared - temperate climate zones)	20			☐	☐	☐				6.354,62	7.562,00
○ E910	Air conditioning duct in the front wall cabinet with air vent in the middle only together with E907	10			☐	☐	☐	☐	☐	☐	529,41	630,00
○ E911	Suspended ceiling as a panel ceiling with microfibre covering and indirect LED lighting, integrated oval dome with indirect LED lighting and suspended Satinato acrylic glass panel, air vents for air conditioning, air conditioning ducts integrated in the suspended ceiling, 8 LED spots embedded in the ceiling (only together with E307)	100						☐	☐	☐	21.166,39	25.188,00

SCOOTER GARAGE / PASSENGER CAR GARAGE												
○ R201	THULE VELO slide, E-bike rack for 2 bicycles, extendable	23	☐	☐	☐	☐	☐	☐	☐	☐	1.202,52	1.431,00
○ R204	Installation scooter, included rack and ramp	20	☐	☐	☐	☐	☐	☐	☐	☐	1.889,92	2.249,00
○ X101	Rear flap for rear end garage, partial movable rear panel and rear bumper	150					☐	☐	☐	■	15.610,92	18.577,00
○ X102	Electrically operated sliding platform for small cars with automatic centering of the car on the platform, load capacity up to 1,000 kg (SMART)	250					☐	☐	☐	☐	22.978,99	27.345,00
○ X103	Electric sliding platform for automatic car retraction, load capacity approx. 1,300 kg (Mini, Fiat 500, Abarth 595, Toyota Aigo, VW up)	400						☐	☐	☐	29.820,17	35.486,00
○ X104	Hydraulic sliding platform for automatic car retraction, load capacity approx. 1,700 kg (Porsche, Mercedes-Benz)	580								☐	45.673,95	54.352,00
○ X105	Tailgate / car garage hydraulic operating and remote control, hiding inside hinges	70					☐	☐	☐	☐	14.144,54	16.832,00
○ X110	Mobile charging station for e-cars in the car garage, type 2 connection, 1,4 – 22 kW adjustable, 230 V socket (various connection plugs)	5					☐	☐	☐	☐	1.773,11	2.110,00

GAS												
S	Gas bottle box for 2 x 11 kg bottles, TRUMA DuoControl safety regulator with Duo C remote display and ice-ex		■	■	■	■	■	■	■	■		
S	Extension for 2 x 11 kg gas bottles (easy operating system)		■	■	■	■	■	■	■	■		
○ S	B003 Gas tank 110 l ice-ex (80 % fillable), safety regulator, remote display, remote filling	100	☐	☐	☐	☐	■	■	■		4.928,57	5.865,00
○	B005 Gas extraction valve under outside storage compartment	2	☐	☐	☐	☐	☐	☐	☐	☐	364,71	434,00
○	B006 Gas remote switch for gas bottle system	1	☐	☐	☐	☐	☐	☐	☐	☐	315,13	375,00
○	Z007 2 x bottles grey per 11 kg, filled	48	☐	☐	☐	☐	☐	☐	☐	☐	268,91	320,00
S	B011 Motorhome without gas system (no 116 l gas tank / gas cylinder box), therefore 160 l diesel tank in the heated underfloor storage space, emergency switching to vehicle diesel tank with 3-way valve (only together with H200 / H 201)							☐	☐	■	0,00	0,00

	Code	Description	kg	800	850	900	950	1000	1050	1100	1200	Net price EURO	Price / EURO incl. 19 % German tax
HEATING													
S	H000	„ALDE Compact 3030“ hot water gas central heating with wall convectors, additional windscreen heating and exterior storage space heating as well as integrated hot water boiler 10 l, heating output propane 5,500 W / butane 6,400 W, electric heating cartridge 230 V - 1,050 / 2,100 W, thermostatic control, engine heat exchanger		■	■	■	■	■	■				
S/O	H200	Hot water diesel heater SCHEER MH 10/17 blue efficiency Two-stage Blue efficiency, heating output 10,000 W / 17,000 W, low-temperature diesel heater with blue burner technology and automatic altitude correction adjustment up to an altitude of 3,000 m, combustion at approx. 1,450° C for maximum reduction of exhaust gases, 100% soot-free, efficiency approx. 93%, integrated plate heat exchanger for hot water preparation, 3-room control with separate room thermostats, wall convectors in all rooms, controlled underfloor heating in the living room / kitchen and bathroom, heating of the insulated underfloor storage rooms (except for the car garage), heating of the windscreen via convectors, electric heating element 230 V/1,000 -2,000 W, engine heat exchanger for heating while driving, separate 160 l diesel tank in heated underfloor storage compartment, fuel filler flap, emergency switchover to vehicle tank (2-way valve), no gas system	140					□	□	■	■	30.257,98	36.007,00
O	H300	Hot water diesel heater SCHEER MH 10 Micro Blue burner efficiency, heating capacity 10.000 W, low temperature diesel heater with blue burner technology and automatic height adjustment to 3.000 m, burning at approx. 1.450° C for maximum reduction of exhaust gases, 100 % soot-free, efficiency approx. 90 %, integrated hot water preparation via plate heat exchanger, Hot water priority switching, wall convectors in all rooms, electric heating cartridge 230 V / 1.000 – 2.000 W, engine heat exchanger for heating while driving, inverter 12 – 230 V / 500 W, elimination of gas system, fuel extraction from the chassis diesel tank, emergency shutdown when the diesel tank is too low, necessary: compressor refrigerator and induction cooker, enlarged solar system, lithium batteries, recommended: larger diesel tank	0			□	□	□	□			6.389,92	7.604,00
S		Engine heat exchanger for heating the living area with waste heat from the engine		■	■	■	■	■	■	■	■		
S		Night time heating reduction can be set for a limited time		■	■	■	■	■	■	■	■		
O	H002	Underfloor heating in the living room with thermostatic control, under the bar table / footwell area of the driver's / passenger's seat	25	□	□	□	□	□	□	□	■	2.620,17	3.118,00
O	H004	Underfloor heating in the bathroom area	6	□	□	□	□	□	□	■	■	1.628,57	1.938,00
O	H006	Bedroom heating with separate room thermostat, controllable	6	□	□	□						947,90	1.128,00
O	H007	ALDE Flow, 6 l hot water boiler in addition to the ALDE boiler in the system, integrated (temporary hot water priority)	12	□	□	□	□	□				2.718,49	3.235,00
O	H008	WEBASTO Thermo Top hot-water diesel heater in the ALDE heating circuit, additional heat output 5,000 W, thermostatic control (for winter operation)	10	□	□	□	□	□				5.839,50	6.949,00
O	H009	WEBASTO Thermo Pro 90 hot water diesel heater integrated in the hot water heating circuit, heat output 9,000 / 7,200 W, modulating burner, thermostatic control (for winter operation)	15						□	□	□	6.670,59	7.938,00
O	H011	Bathroom heating with room thermostat, individual room control	15				□	□	□	■	■	2.725,21	3.243,00
O	H012	Bedroom heating with room thermostat, individual room control	15				□	□	□	■	■	2.725,21	3.243,00
O	H016	Towel dryer bathroom white, temperature controller	10	□	□	□	□	□	□	□	□	668,07	795,00
O	H017	Towel dryer bathroom chrome, temperature controller	10	□	□	□	□	□	□	□	□	920,17	1.095,00

Code		Description	kg	800	850	900	950	1000	1050	1100	1200	Net price EURO	Price / EURO incl. 19 % German tax
WATER SUPPLY													
S		Fresh water tank in the insulated and heated double floor, quick drain valve		■	■	■	■	■	■	■	■		
S		Fresh water tank, capacity 300 l		■									
S		Fresh water tank, capacity 350 l			■								
S		Fresh water tank, capacity 400 l				■	■	■					
S		Fresh water tank, capacity 450 l							■				
S		Fresh water tank, capacity 500 l								■	■		
S		Grey water tank in the insulated and heated double floor, drain slide in the heated interior		■	■	■	■	■	■	■	■		
S		Grey water tank, capacity 200 l		■									
S		Grey water tank, capacity 250 l			■	☒	■						
S		Grey water tank, capacity 300 l				☒		■	☒				
S		Grey water tank, volume 350 l							☒	■			
S		Grey water tank, capacity 400 l									■		
S		Toilet tank in the insulated and heated double floor, emptying slide in the heated interior		■	■	■	■	■	■	■	■		
S		Toilet tank, capacity 200 l		■	■								
S		Toilet tank, capacity 250 l				■	■	■	☒				
S		Toilet tank, capacity 300 l							☒	■	■		
S		Water system with powerful pressure water pump 11 l / min and expansion tank		■	■	■	■	■	■	■	■		
S		Quick drain valves / entire water system (winter drain)		■	■	■	■	■	■	■	■		
S		Central disposal outlet with 3" bayonet connection for waste water/toilet tank		■	■	■	■	■	■	■	■		
S		Disposal hose, extendable, housed in a separate container		■	■	■	■	■	■	■	■		
S		Fresh water tank filling with GARDENA® - connection in storage compartment		■	■	■	■	■	■	■	■		
O	W002	Outside shower with mixer tap (cold / warm) in outside storage compartment	5	☐	☐	☐	☐	☐	☐	☐	☐	662,18	788,00
O	W104	City water connection with pressure reducer	2	☐	☐	☐	☐	☐	☐	☐	☐	854,62	1.017,00
O	W105	Water pump reinforced 19 l / min	2					☐	☐	☐	☐	472,27	562,00
O	W201	drinking water treatment plant	4	☐	☐	☐	☐	☐	☐	☐	☐	511,76	609,00
O	W202	SEAGULL - drinking water treatment plant	6	☐	☐	☐	☐	☐	☐	☐	☐	1.675,63	1.994,00
O	W400	Toilet tank flushing (connection between waste water / toilet tank with slider)	3	☐	☐	☐	☐	☐	☐	☐	☐	696,64	829,00
O	W401	Additional waste water hose 3" / 3 m with bayonet connection, container	6	☐	☐	☐	☐	☐	☐	☐	☐	256,30	305,00
O	W402	12 V macerator pump with bayonet connection, 12 V socket	10	☐	☐	☐	☐	☐	☐	☐	☐	2.449,58	2.915,00
O	W403	Collapsible hose set with bayonet connection 20 + 20 + 10 m, white, in transport box for macerator pump	10	☐	☐	☐	☐	☐	☐	☐	☐	517,65	616,00

Code	Description	kg	800	850	900	950	1000	1050	1100	1200	Net price EURO	Price / EURO incl. 19 % German tax
EXTERIOR DESIGN / PAINTWORK / EXTERIOR WALLS												
S	High-quality painting of the entire vehicle in 2-components - car paint uni white, roof gelcoat surface white		■	■	■	■	■	■	■	■		
S	Elegant color stripe design		■	■	■	■	■	■	■	■		
O	L013 Painting plain coloured special „VM Chalk 01“	0	□	□	□	□	□	□	□	□	6.476,47	7.707,00
O	L014 Exterieur „BlackLINE“, black rims (6)	0	□	□	□	□	□	□	□	□	4.500,00	5.355,00
O	L015 Exterieur „BlackLINE“, black rims (8)	0								□	4.900,00	5.831,00
O	L016 Exterieur „BlackLINE“, black painted exhaust tips, licence plate panel, light surrounds	0	□	□	□	□	□	□	□	□	600,00	714,00
O	L102 Metallic paintwork, two-layer paintwork with clear coat, VARIO Perfect 800 - 950	50	□	□	□	□					8.728,57	10.387,00
O	L103 Metallic paintwork, two-layer paintwork with clear coat, VARIO Perfect 1000 - 1200	60					□	□	□	□	10.784,03	12.833,00
O	L106 Exclusive design finish		□	□	□	□	□	□	□	□	request	

MISCELLANEOUS												
S	Individual construction, compilation / sampling of the interior and the exterior design according to customer requirements		■	■	■	■	■	■	■	■		
S	100% custom build. Every VARIOmobil is an exquisite one-off.		■	■	■	■	■	■	■	■		
O	Y000 Reduced to weight variant 7,490 kg in connection with fresh water tank valve „driving position“, 100 l fresh water tank (Deduct weight of fresh water tank filling > 100 l)	-100 bis -250	□	□							805,04	958,00
O	Y001 TÜV inspection, EU certificate		□	□	□	□	□	□	□	□	945,38	1.125,00
O	Z001 Ultrasonic alarm system with door / storage compartment contacts, living room interior surveillance can be deactivated, remote control	4	□	□	□	□	□	□	□	□	2.255,46	2.684,00
O	Z002 Code lock for front door / alarm system	1	□	□	□	□	□	□	□	□	947,90	1.128,00
O	Z003 Service package, 2 x 20 m GARDENA folding hose, Euro gas tank adapter, Euro gas bottle adapter	6	□	□	□	□	□	□	□	□	503,36	599,00
O	Z004 "K.O." - Gas warning device in the bedroom	1	□	□	□	□	□	□	□	□	431,09	513,00
O	Z014 Fire extinguisher 2 kg	3	□	□	□	□	□	□	□	□	232,77	277,00

Code	Description	kg	800	850	900	950	1000	1050	1100	1200	Net price EURO	Price / EURO incl. 19 % German tax
------	-------------	----	-----	-----	-----	-----	------	------	------	------	-------------------	--

EQUIPMENT PACKAGE VARIO Perfect 1200 PLATINUM

○ Q003

Bedroom

- Furniture satin white
- Design LED light panel above the rear bed
- 6 LED spots embedded in the ceiling, dimmable
- Microfibre wall paneling in the Slide Out, concealed roller blind guide
- 2 x LED wall lamp, CUBE up and down, bedside table right. / left
- Indirect LED corridor lighting, bed footboard
- Wireless smartphone charger, inductive charging, integrated invisibly in the furniture, bedside table on the right. / left
- Leather upholstery for bedroom couch

Bath

- Furniture satin white, vanity unit with handle niche including indirect LED lighting
- CORIAN® / STARON® vanity top with wood interlayer
- CORIAN® / STARON® handle strips on mirror cabinet doors
- Dirty linen cupboard with basket and removable laundry bag
- CORIAN® / STARON® countertop washbasin, concealed drain with RGB LED lighting
- „rustART“ panel with platinum three-hole washbasin fitting, indirect LED lighting
- CORIAN® / STARON® corner shower tray embedded flush in the floor, concealed dual drain
- Real glass corner shower partition 1-leaf door with automatic lifting mechanism „fineLINE“ LED lighting Shower ceiling
- Thermostatic mixer tap, Platinum

Kitchen

- Wooden kitchen splashback, dark American walnut
- Refrigerator integrated in furniture construction behind sliding door
- „cubeART“ kitchen unit, side panels and worktop as a 45 mm all-round frame, recessed grip incl. indirect LED lighting
- CORIAN® / STARON® countertop
- Single-lever mixer tap, Platinum

Living room

- Suspended ceiling as panel ceiling with microfibre covering and indirect LED lighting, integrated oval dome with indirect LED lighting and suspended design RGBW LED light panel, dimmable, air vent for air conditioning, air conditioning duct integrated in the suspended ceiling, 8 x LED spots embedded in the ceiling
- rounded furniture wall, integrated glass display cabinet with lighting, rear wall relief, plexiglass holder for glasses
- relief structured furniture walls white in the area of the glass showcase/back wall of the glass showcase „fineLINE“ LED lighting and passageway rea to the bedroom with walnut design bar, retractable coat hooks, indirect RGBW LED lighting
- Table top CORIAN® / STARON® with walnut edging, dinette
- Table top walnut, living room
- Wireless smartphone charger, inductive charging of a smartphone, integrated invisibly in the furniture, living room table
- BOSE loudspeakers integrated in the wall cupboard flap at the front
- Micro up / down spot on slide-out furniture panel right / left
- LED step lighting

--	--	--	--	--	--	--	--	--	--	--	--	--

Code	Description	kg	800	850	900	950	1000	1050	1100	1200	Net price EURO	Price / EURO incl. 19 % German tax
	<p>Miscellaneous</p> <ul style="list-style-type: none"> --- Dashboard bi-color, black / brasil --- Microprocessor-controlled Platinum lighting system in total. Vehicle: Illuminated sensor control panel, memory light scenes, coming / leaving home, various dimming functions --- Pleated blackout mosquito blind, aluminum handle / profiles plastic-coated, Mesh fabric with dirt-repellent nano coating, living room, kitchen, bathroom, bedroom --- Pleated blackout curtains driver's cab left / right, --- Decorative curtains driver's cab left / right --- Wooden blinds in the living room, kitchen, bathroom, bedroom --- LINEA LED lighting, rear garage --- Platinum design finish pearl silver <p>Equipment package Platinum</p>	365							☐	☐	144.894,96	172.425,00





The sporty and luxury VARIO Alkoven 1200 - MB Actros 2543 LLL

VARIO

ALKOVEN

THE FAMILY FRIENDLY OPTION

The VARIO Alcove, with separate sleeping spaces, is built on particularly powerful front-engine chassis from Mercedes-Benz and MAN, in lengths ranging from 8 to 12 meters.

In this design, the original driver's cabin of the chassis is retained, and the overlying alcove is utilized as an additional double bed. All-around storage compartments ensure remarkable loading capacities through optimal use of the available space.

Here, you will find the key basic data of the alcove motorhome at a glance.

VARIO Alkoven 800 - 850
MAN TGL 8.220 BL

VARIO Alkoven 900 - 950
MAN TGL 10.250 BL

VARIO Alkoven 950
MB Atego 1230 LL
MAN TGM 15.290 LL
MB Actros 1835 LL

VARIO Alkoven 1000
MB Atego 1330 LL

VARIO Alkoven 1050
MB Atego 1530 LL
MAN TGS 18.430 LL
MB Actros 1843 LL

VARIO Alkoven 1100
MB Actros 1843 LL
MAN TGS 18.430 LL

VARIO Alkoven 1200
MAN TGS 26.430 LLL
MB Actros 2543 LLL

Chassis	MAN TGL 8.220 BL / 10.220 BL	MAN TGL 8.250 BL / 10.250 BL	MAN TGM 15.290 LL
Wheelbase	3.900 / 4.200 mm	4.200 / 4.500 mm	5.075 mm
GVWR	8.800 (7.490) / 10.000 kg	8.880 / 10.000 kg	15.000 kg
Front axle load limit	4.000 kg	4.000 kg	6.300 kg
Rear axle load limit	5.600 / 6.800 kg	5.600 kg	11.000 kg
Engine	4-cylinder diesel engine, two phase turbo charging, intercooling and exhaust gas recirculation. particle filter with SCR catalyser	6-cylinder diesel engine, two phase turbo charging, intercooling and exhaust gas recirculation. particle filter with SCR catalyser	6-cylinder diesel engine, two phase turbo charging, intercooling and exhaust gas recirculation. particle filter with SCR catalyser
Displacement	4.580 ccm	6.871 ccm	6.871 ccm
Performance	162 kW / 220 PS, 2.300 rpm, EURO VI - E	184 kW / 250 PS at 2.200 rpm, EURO VI - E	213 kW / 290 PS, 2.200 rpm, EURO VI - E
Torque	850 Nm at 1.300 - 1.800 rpm	1.050 Nm at 1.200 - 1.600 rpm	1.150 Nm at 1.200 - 1.700 rpm
Brake system	electronic brake system BrakeMatic, ABS, engine brake, compressed air convection dryer, ASR + ESP, active emergency brake assist, Easy Start	electronic brake system BrakeMatic, ABS, engine brake, compressed air convection dryer, ASR + ESP, active emergency brake assist, Easy Start	electronic brake system BrakeMatic, ABS, engine brake, compressed air convection dryer, ASR + ESP, active emergency brake assist, Easy Start
Steering	servo, steering wheel adjustable	servo, steering wheel adjustable	servo, steering wheel adjustable
Suspension	FA boosted, parabolic spring RA air suspension stabilisers	FA boosted, parabolic spring RA air suspension stabilisers	rolling bellows air suspension at FA + RA, stabilisers (parallel suspension FA)
Tyres equipment	235 / 75 R 17,5	235 / 75 R 17,5	285 / 70 R 19,5 (single wheels 385 / 55 R 22,5)
Gear box	6-speed automatic transmission, TipMatic®	12-speed automatic transmission, TipMatic®	12-speed automatic transmission, TipMatic®
Fuel tank	180 l Diesel / 35 l AdBlue	180 l Diesel / 35 l AdBlue	300 l Diesel / 35 l AdBlue
Electrical system	24 V, 2 x 88 Ah batteries	24 V, 2 x 88 Ah batteries	24 V, 2 x 88 Ah batteries
Alternator	28 V / 120 A	28 V / 120 A	28 V / 120 A
Anti-theft device	steering lock with immobiliser	steering lock with immobiliser	steering lock with immobiliser
Miscellaneous	outside thermometer, cruise control, air condition drivers cab, multi function steering wheel, differential lock RA, lane guard assist, M+S snow tyres	outside thermometer, cruise control, air condition drivers cab, multi function steering wheel, differential lock RA, lane guard assist, M+S snow tyres	outside thermometer, cruise control, air condition drivers cab, multi function steering wheel, differential lock RA, lane guard assist, M+S snow tyres

MAN TGS 18.430 LL (four-wheeler) (TGS 26.430 LLL six-wheeler)	Mercedes-Benz Atego 1230 LL / 1330 LL / 1530 LL	Mercedes-Benz Actros 1843 LL (four-wheeler)	Mercedes-Benz Actros 2543 LLL (six-wheeler)
5.500 / 5.900 mm (5.500 + 1.350 mm)	4.760 / 5.360 / 5.560 mm	4.900 / 5.200 / 5.500 / 5.800 mm	5.500 + 1.350 mm
18.000 (26.000) kg	11.990 / 15.000 kg	18.000 kg	26.000 kg
7.500 kg	4.900 / 5.100 kg	8.000 kg	8.000 kg
11.500 kg (11.500 + 7.100 kg)	8.100 / 10.500 kg	11.500 kg	11.500 + 7.500 kg
6-cylinder diesel engine, two phase turbo charging, intercooling and exhaust gas recirculation. particle filter with SCR catalyser	6-cylinder diesel engine, one phase turbo charging, intercooling and exhaust gas recirculation. particle filter with SCR catalyser	6-cylinder diesel engine, turbo charging, intercooling and exhaust gas recirculation. particle filter with SCR catalyser	6-cylinder diesel engine, turbo charging, intercooling and exhaust gas recirculation. 9particle filter with SCR catalyser
12.419 ccm	7.698 ccm	10.700 ccm	10.700 ccm
316 kW / 430 PS, 1.800 rpm, EURO VI - E	220 kW / 299 PS, 2.200 rpm, EURO VI - E	315 kW / 428 PS, 1.800 rpm EURO VI - E	315 kW / 428 PS, 1.800 rpm EURO VI - E
2.200 Nm at 930 - 1.350 rpm	1.200 Nm at 1.200 - 1.600 rpm	2.100 Nm at 1.100 rpm	2.100 Nm at 1.100 rpm
electronic brake system BrakeMatic, ABS, engine brake, compressed air convection dryer, ASR + ESP, active emergency brake assist, Easy Start	electronic pneumatic brake system (EPB). ABS, ASR and ESP, compressed air convection dryer, High Performance Engine Brake, active brake assist	electronic pneumatic brake system (EPB). ABS, ASR and ESP, compressed air convection dryer, High Performance Engine Brake, active brake assist	electronic pneumatic brake system (EPB). ABS, ASR and ESP, compressed air convection dryer, High Performance Engine Brake, active brake assist
servo, steering wheel adjustable	servo, steering wheel adjustable	servo, steering wheel adjustable	servo, steering wheel adjustable
rolling bellows air suspension at FA + RA (FA + RA + TA), stabilisers	air suspension FA + RA stabilisers	air suspension FA + RA	air suspension FA + RA + trailing axle (TA)
355 / 50 R 22,5 315 / 60 R 22,5 (355 / 50 R 22,5)	285 / 70 R 19,5	355 / 50 R 22,5 315 / 60 R 22,5	355 / 50 R 22,5 315 / 60 R 22,5 / 355 / 50 R 22,5
12-speed automatic transmission, TipMatic®	8-speed automatic transmission, Mercedes-Benz Powershift 3	12-speed automatic transmission, Mercedes-Benz Powershift 3	12-speed automatic transmission, Mercedes-Benz Powershift 3
390 l Diesel / 60 l AdBlue	180 l Diesel / 25 l AdBlue	390 l Diesel / 60 l AdBlue	390 l Diesel / 60 l AdBlue
24 V, 2 x 175 Ah batteries	24 V, 2 x 100 Ah batteries	24 V, 2 x 170 Ah batteries	24 V, 2 x 170 Ah batteries
28 V / 120 A	28 V / 100 A	28 V / 100 A	28 V / 100 A
steering lock with immobiliser	steering lock with immobiliser	steering lock with immobiliser	steering lock with immobiliser
outside thermometer, cruise control, air condition drivers cab, multi function steering wheel, differential lock RA, lane guard assist, M+S snow tyres	outside thermometer, cruise control, air condition drivers cab, multi function steering wheel, differential lock RA, lane guard assist, M+S snow tyres	outside thermometer, cruise control, air condition drivers cab, multi function steering wheel, differential lock RA, lane guard assist, M+S snow tyres	outside thermometer, cruise control, air condition drivers cab, multi function steering wheel, differential lock RA, lane guard assist, M+S snow tyres

VARIO

ALKOVEN

SPACE SAVER.
SEPARATE XXL SLEEPING.
DRIVER ASSISTANCE SYSTEMS SERIAL.

Please note the extensive standard equipment of our exclusive motorhomes ⁽³⁾. The basic vehicle price ⁽³⁾ of each VARIOmobil includes 100% individual construction, driver assistance and safety systems as well as many other high-quality details as standard.

The detailed chassis equipment can be found on the previous pages „Chassis“ as well as on the following pages „Standard equipment“.

Optional equipment (extras / accessories) increases the weight in working order and reduces the payload. For the weight of the extra equipment please refer to this brochure.

The specified maximum permissible number of persons is depending on weight and axle load. It can be reduced when extras are mounted (= optional equipment / accessories), so in favour of the payload individual seats can not be used. If all seats shall be used, the payload has to be reduced partially. It is not allowed to exceed the permissible maximum weight (GVWR) and the maximum axle loads.

The load-carrying capacity is reduced by installing special equipment (= extras / extra equipment) and accessories. Moreover, the load-carrying capacity not only depends on the weight in working order, the actual vehicle mass, the weight of the accessories and the GVWR, but also on the respective axle loads. Prerequisites for using the full vehicle-technically possible payload is a corresponding relation to the axle load distribution.

- * **Weight in working order means according to regulation (EU) Nr. 1230/2012:** unloaded weight including driver (75 kg), 90 % fuel, 100 % fresh water, 2 x 11 kg aluminium gas bottles, on board tool kit.
- ** **The payload according to regulation (EU) Nr. 1230/2012** results from the difference of the gross vehicle weight rating (GVWR) and the weight of the vehicle in working order including standard equipment.
- *** **The number of seats with seat belt is depending on floor-plans.** Parenthesised data = optional equipment.

Modell	Basis	Radstand	Technisch zulässige Gesamtmasse	Masse im fahrbereiten Zustand*	Zuladung** ca. (kg)	Gurt-Sitzplätze ***
		(mm)	(kg)	(kg)		
ALKOVEN 800	MAN TGL 8.220 BL	3.900	8.800 (7.490)	6.550	2.250 (940)	3 (4 / 5 / 6)
ALKOVEN 850	MAN TGL 8.220 BL	4.200	8.800 (7.490)	6.900	1.900 (590)	3 (4 / 5 / 6)
ALKOVEN 900	MAN TGL 10.250 BL	4.500	10.000	7.600	2.400	4 (5 / 6)
ALKOVEN 950	MAN TGL 10.250 BL	4.850	10.000	7.850	2.150	4 (5 / 6)
ALKOVEN 950	MB Atego 1230 LL	4.760	11.990	8.440	3.550	4 (5 / 6)
ALKOVEN 950	MAN TGM 15.290 LL	5.075	15.000	8.570	6.430	4 (5 / 6)
ALKOVEN 950	MB Actros 1835 LL	4900	18.000	11.540	6460	4 (5 / 6)
ALKOVEN 1000	MB Atego 1330 LL	5.360	15.000	9.090	5.910	4 (5 / 6)
ALKOVEN 1050	MB Atego 1530 LL	5.560	15.000	9.980	5.020	4 (5 / 6)
ALKOVEN 1050	MAN TGS 18.430 LL	5.500	18.000	12.900	5.100	4 (5 / 6)
ALKOVEN 1050	MB Actros 1843 LL	5.500	18.000	12.850	5.150	4 (5 / 6)
ALKOVEN 1100	MB Actros 1843 LL	5.800	18.000	14.920	3.080	4 (5 / 6)
ALKOVEN 1100	MAN TGS 18.430 LL	5.900	18.000	14.990	3.010	4 (5 / 6)
ALKOVEN 1200	MAN TGS 26.430 LLL	5.500 + 1.350	26.000	15.860	10.140	4 (5 / 6)
ALKOVEN 1200	MB Actros 2543 LLL	5.500 + 1.350	26.000	15.810	10.190	4 (5 / 6)

PRICES

All vehicle prices are quoted ex factory Bohmte in the context of manufacturing a new vehicle.
The declaration of weight is approximately data. Variations of +/- 5 % in the range of craft tolerance are possible and allowed.

(1) The total height depends on the dimension/height of the storage room / garage / car garage.

Modell	Basis	Länge	Breite ⁽¹⁾	Höhe ⁽²⁾	Frisch- wasser- tank	Ab- wasser- tank	Toiletten- tank	Fahrzeuggrundpreis netto	Fahrzeuggrundpreis inklusive 19 % MwSt ⁽³⁾
		(mm)	(mm)	(mm)	(Liter)	(Liter)	(Liter)	(EURO)	(EURO)
ALKOVEN 800	MAN TGL 8.220 BL	8.000	2.530	3.400	350	200	200	435.689,08	518.470,00
ALKOVEN 850	MAN TGL 8.220 BL	8.600	2.530	3.400	350	200	200	450.957,98	536.640,00
ALKOVEN 900	MAN TGL 10.250 BL	9.000	2.530	3.400	350	200	200	471.176,47	560.700,00
ALKOVEN 950	MAN TGL 10.250 BL	9.500	2.530	3.500	400	200	200	477.680,67	568.440,00
ALKOVEN 950	MB Atego 1230 LL	9.500	2.530	3.600	400	200	200	525.890,76	625.810,00
ALKOVEN 950	MAN TGM 15.290 LL	9.500	2.530	3.710	400	200	200	508.394,96	604.990,00
ALKOVEN 950	MB Actros 1835 LL	9.500	2.530	3.600	400	300	200	576.168,07	685.640,00
ALKOVEN 1000	MB Atego 1330 LL	10.000	2.530	3.650	450	350	250	555.957,98	661.590,00
ALKOVEN 1050	MB Atego 1530 LL	10.500	2.530	3.650	450	350	250	575.588,24	684.950,00
ALKOVEN 1050	MAN TGS 18.430 LL	10.500	2.550	3.900	450	350	250	641.663,87	763.580,00
ALKOVEN 1050	MB Actros 1843 LL	10.500	2.550	3.900	450	350	250	646.655,46	769.520,00
ALKOVEN 1100	MB Actros 1843 LL	11.000	2.550	3.900	500	350	250	685.865,55	816.180,00
ALKOVEN 1100	MAN TGS 18.430 LL	11.000	2.550	3.900	500	350	250	680.865,55	810.230,00
ALKOVEN 1200	MAN TGS 26.430 LLL	12.000	2.550	3.990	500	400	300	898.924,37	1.069.720,00
ALKOVEN 1200	MB Actros 2543 LLL	12.000	2.550	3.990	500	400	300	903.915,97	1.075.660,00

Alkoven 800	Alkoven 850 A	Alkoven 850 B single beds	Alkoven 900 H	Alkoven 950	Alkoven 950 A	Alkoven 950 A Slide Out	Alkoven 1000 A
-------------	---------------	------------------------------	---------------	-------------	---------------	----------------------------	----------------

VARIO ALKOVEN

100 % PLANNING FREEDOM in layout, equipment and design.
Experience more examples of individual interiors at www.vario-mobil.com.



A VARIOmobil is the completion of the more than four decades acquired expertise in the HIGH-END vehicle construction. Experience unique MANUFACTORY construction and 100% planning freedom in layout, equipment and design.

Each VARIO recreation vehicle is purpose built - manual work crafted with love to each detail. The mapped floor plans are only a little selection to inspire you to make it yours. The car symbol indicates that from 10 m vehicle length a passenger car can be taken on board.

Special requests do not exist for us, but wishes that we would like to implement to your satisfaction. We manufacture residential and business mobiles, 100% custom made and offer 100% choice in every configuration detail, harmoniously matched in function, quality and design.

FLOOR PLANS



Your VARIOmobil is equipped with **XXL storage capacities**. The very large rear garage is illuminated and lined with easy-care needle felt and can accommodate all the things you would like to take along on a long journey. **100 % CUSTOM MADE** means: each motor home and each car garage will be individually adjusted to your own customer car. Ask us! Additional types of passenger cars can be taken on board.

Please note!

The illustrations are possible floor plan ideas. Of course, we develop your individual layout on request. The ground plans above may be equipped with optional features.



Garage e.g. für Smart for two



Garage e.g. für Smart for two, Mini Cooper, Fiat 500 / Abarth 595, Fiat Panda 4x4, VW up



Garage e.g. für Mini-Cooper, Porsche 911. Boxter, BMW 1er, BMW Z 4, Mercedes-Benz A-Klasse, SL, AMG GT, SLC

Code	Description	kg	800	850	900	950	1000	1050	1100	1200	Net price EURO	Price / EURO incl. 19 % German tax
Chassis MAN TGL / TGM												
S	MAN TGL 8.220 BL, 4 cylinder diesel engine with two-stage turbocharging, intercooling and exhaust gas recirculation. Diesel particulate filter with SCR catalytic converter, 4.580 ccm, 162 kW / 220 hp at 2.300 rpm EURO VI, 850 Nm at 1.300 - 1.800 rpm, electronic brake system BrakeMatic, ABS, engine brake, compressed air convection dryer. ASR + ESP, brake actuated by separate controlled rocker-arm facility (EVB), V-constant regulation, emergency brake assist, lane guard assistant, FA boosted, parabolic suspension, RA air suspension, stabilizers, 6-speed automatic transmission, TipMatic®, steering wheel lock with immobilizer		■	■								
O	C200 Engine variation MAN TGL 8.250, 6 cylinder diesel engine with two-stage turbocharging, intercooling and exhaust gas recirculation. Diesel particulate filter with SCR catalytic converter, 6.871 ccm, 184 kW / 250 hp at 2.200 rpm EURO VI, 1.050 Nm at 1.200 – 1.600 rpm	370	☐	☐							8.121,01	9.664,00
S	MAN TGL 10.250, 6 cylinder diesel engine with two-stage turbocharging, intercooling and exhaust gas recirculation. Diesel particulate filter with SCR catalytic converter, 6.871 ccm, 184 kW / 250 hp at 2.200 rpm EURO VI, 1.050 Nm 1.200 – 1.600 rpm				■	■						
S	MAN TGM 15.290 BL, 6-cylinder diesel engine with two-stage turbocharger, charge air cooling and exhaust gas recirculation. Particle filter with SCR catalytic converter, 6,871 ccm, 213 kW / 290 hp at 2,200 rpm EURO VI - E, 1,150 Nm at 1,200 - 1,700 rpm, BrakeMatic electronic brake system, ABS, engine brake, heated compressed air dryer. ASR + ESP, emergency brake assistant, easy start, lane departure warning, FA and RA rolling bellows air suspension, stabilizers, automated 12-speed gearbox, TipMatic®, steering wheel lock with immobilizer					■	■					
O	C202 Air suspension FA MAN TGL 8.220-10.250, body lifting system	50	☐	☐	☐	☐	☐				14.424,37	17.165,00
S	Diesel tank 180 l / 20 l AdBlue TGL		■	■	■	■	■					
S	Diesel tank 300 l / 20 l AdBlue TGM					■	■					
S	C214 Differential lock RA MAN TGL / TGM		■	■	■	■	■					
S	P2GC Leather multifunction steering wheel		■	■	■	■	■					
S	P1ZH high-beam assistant		■	■	■	■	■					
S	P1TF MAN Easy Start (starting aid and anti-roll device)		■	■	■	■	■					
S	P1U3 Emergency Brake Assist EBA		■	■	■	■	■					
S	P1TT Lane departure warning LDW		■	■	■	■	■					
S	P3L2 Instrument cluster Professional, 12,3" color display		■	■	■	■	■					
S	P2LZ MAN Mediasystem Navigation Professional 12.3" infotainment system with 12.3" monitor, truck navigation with online traffic, radio with FM / KW / MW / LW, digital radio DAB+, Bluetooth music streaming, hands-free functionality for two mobile phones, AUX IN / USB, speakers, antenna		■	■	■	■	■					
S	P1WR Central locking with remote control		■	■	■	■	■					
S	C875 Drivers- and co-drivers seat air suspended, lumbar support, shoulder adjustment, heating, seat covers in comfort quality		■	■	■	■	■					
S	P1TP Cruise control ACC, distance-controlled MAN TGL / TGM		■	■	■	■	■					
O	P2I7 Desert beige color ambience for cab / dashboard inside		☐	☐	☐	☐	☐				409,24	487,00
O	P2F5 Storage table on the passenger side	2	☐	☐	☐	☐	☐				686,55	817,00
O	P0OW Alloy rims ALCOA Dura Bright 6,75 x 17,5, 6-fold MAN TGL 8.220-10.250	-54	☐	☐	☐	☐	☐				3.201,68	3.810,00
O	P1ZO Front headlights + fog lights LED		☐	☐	☐	☐	☐				3.304,20	3.932,00
O	P1YG LED cornering light		☐	☐	☐	☐	☐				383,19	456,00
O	P2O2 Additional hot water heating 4 kW, cab (MAN TGL / TGM)	8	☐	☐	☐	☐	☐				2.081,51	2.477,00
O	P2FD Sunblind electric windscreen	6	☐	☐	☐	☐	☐				819,33	975,00
O	P2FG Sunblind door side windows, inside, mechanical, driver's- and co-driver's side	3	☐	☐	☐	☐	☐				341,18	406,00
O	P1UC Tire pressure monitoring system (TPM) MAN TGM	3				☐	☐				1.108,40	1.319,00
O	C880 Load variant TGL 10.220 for series 8.220		☐	☐							5.516,81	6.565,00
O	OP5DQ Digital mirror system MAN Optiview		☐	☐	☐	☐	☐				4.131,09	4.916,00

	Code	Description	kg	800	850	900	950	1000	1050	1100	1200	Net price EURO	Price / EURO incl. 19% German tax
Chassis MAN TGS													
S		MAN TGS 18.430 LL, two-axle chassis 6-cylinder diesel engine with two-stage turbocharging, intercooling and exhaust gas recirculation. Particle filter with SCR catalytic converter, 12,419 ccm, 316 kW / 430 hp at 1,800 rpm, EURO VI - E, 2,200 Nm at 930 - 1,350 rpm, electronic brake system, BrakeMatic, ABS, engine brake, heated compressed air dryer. ASR + ESP, Emergency brake assistant, Easy Start, lane departure warning, rolling bellows air suspension on FA + RA, stabilizers, automated 12-speed gearbox, TipMatic®, steering wheel lock with immobilizer							■	■			
S		MAN TGS 26.430 LLL, three-axle chassis with steered trailing axle (NLA) 6-cylinder diesel engine with two-stage turbocharging, intercooling and exhaust gas recirculation. Particle filter with SCR catalytic converter, 12,419 ccm, 316 kW / 430 hp at 1,800 rpm, EURO VI - E, 2,200 Nm at 930 - 1,350 rpm, Electronic brake system, BrakeMatic, ABS, engine brake, heated compressed air dryer, ASR + ESP, Emergency brake assistant, Easy Start, lane departure warning, rolling bellows air suspension on FA / RA / NLA, stabilizers, automated 12-speed gearbox, TipMatic®, steering wheel lock with immobilizer									■		
O	C878	Engine variant 375 kW / 510 hp, 2,600 Nm torque							□	□	□	7.836,97	9.326,00
S		390 l Diesel / 60 l AdBlue							■	■	■		
S	C246	Differential lock RA MAN TGS							■	■	■		
S	P2GC	Leather multifunction steering wheel							■	■	■		
S	P1TT	Lane Departure Warning LDW							■	■	■		
S	P1U3	Emergency Brake Assist EBA							■	■	■		
S	P3L2	Instrument cluster professional, 12.3" color display							■	■	■		
S	C875	Drivers- and co-drivers seat air suspended, lumbar support, shoulder adjustment, heating, seat covers in comfort quality							■	■	■		
S	C267	Automatic climate control in MAN TGS cab							■	■	■		
S	P2LZ	MAN media system navigation professional 12.3" infotainment system with 12.3" monitor, truck navigation with online traffic, radio with FM / KW / MW / LW, digital radio DAB+, Bluetooth music streaming, hands-free functionality for two mobile phones, AUX IN / USB, speakers, antenna							■	■	■		
S	P1WR	Central locking with remote control							■	■	■		
S	P1TQ	Cruise control ACC, distance-controlled MAN TGL / TGM							■	■	■		
O	P4FJ	Cruise control function MAN Efficient Cruise, regulated depending on the terrain							□	□	□	3.074,79	3.659,00
O	0P22	6 x aluminum wheels ALCOA Dura Bright 11.75 x 22.5" for front / 9" x 22.5", 4-fold for rear	-100						□	□		5.801,68	6.904,00
O	0P23	8 x aluminum wheels ALCOA Dura Bright 11.75 x 22.5" for FA / 9" x 22.5" RA, 11.75 x 22.5" NLA	-140							□		8.056,30	9.587,00
O	P1UC	Tire pressure monitoring system (TPM) MAN TGS	3						□	□	□	1.108,40	1.319,00
O	P5VT	Retarder MAN TGS	150						□	□	□	9.489,92	11.293,00
O	P1TV	Lane return assistant LRA MAN TGS							□	□	□	1.057,98	1.259,00
O	P5DI	Lane changing aid							□	□	□	4.584,87	5.456,00
O	P2I7	Desert beige color ambience for cab / dashboard inside							□	□	□	409,24	487,00
O	P2F5	Storage table on the passenger side	2						□	□	□	686,55	817,00
O	P2PY	Seat air conditioning for drivers- and co-drivers seat	6						□	□	□	2.243,70	2.670,00
O	P2O4	Additional water heating 6 kW, driver's cab	10						□	□	□	3.281,51	3.905,00
O	P1ZO	Front headlights + fog lights LED							□	□	□	3.304,20	3.932,00
O	P1YG	LED cornering light							□	□	□	383,19	456,00
O	P2FD	Sunblind electric windscreen	6						□	□	□	819,33	975,00
O	P2FG	Sunblind door side windows, inside, mechanical, driver's- and co-driver's side	3						□	□	□	341,18	406,00
O	OP5DQ	Digital mirror system MAN Optiview							□	□	□	4.131,09	4.916,00

Code	Description	kg	800	850	900	950	1000	1050	1100	1200	Net price EURO	Price / EURO incl. 19 % German tax
Chassis Mercedes-Benz Atego												
S	MB Atego 1230 LL / 1330 LL / 1530 LL, 6-cylinder diesel engine with one-stage turbocharging, intercooling and exhaust gas recirculation. Particulate filter with SCR catalytic converter, 7.698 ccm, 220 kW / 299 hp at 2.200 rpm, EURO VI - E, 1.200 Nm 1.200 - 1.600 rpm, electropneumatic braking system (EPB) with ABS, ASR and ESP, compressed air convection dryer, high performance engine brake, emergency brake assist, lane guard assist, full air suspension FA and RA, stabilizers, 8-speed automatic transmission, Mercedes-Benz Powershift 3 steering wheel lock with immobilizer				■	■	■	■				
S	C113 Differential lock RA				■	■	■	■				
S	C918 Atego safety package: Lane Keeping Assist + Active Brake Assist (emergency braking assistant)				■	■	■	■				
S	CFBE Central locking system (driver's cab Atego Alkoven)				■	■	■	■				
S	CD6F Air condition driver's place MB Atego				■	■	■	■				
S	CJ2B MB CD radio Bluetooth, 24 V, FM tuner with RDS-EON, MW, LW, KW, CD-Player, mini USB front port, Aux front port, Bluetooth hands free speaking, 4 x 20 W, 4 x speakers, roof antenna, operation via steering wheel and directly on the device				■	■	■	■				
S	C852 Power windows at driver's- /co- driver's door (FE5) (Alkoven)				■	■	■	■				
S	Diesel tank 180 l / 25 l AdBlue				■	■	■	■				
O	C600 Diesel tank 290 l / 35 l AdBlue	130			☐	☐	☐	☐			2.121,01	2.524,00
S	CD0A Multifunctional steering wheel leather				■	■	■	■				
O	CR7K Alloy rims ALCOA DURA BRIGHT, 7,5 x 19,5", 6-fold, MB Atego 1230-1530	-60			☐	☐	☐	☐			4.210,08	5.010,00
O	C923 MB Atego 1330 load variant 13,5 t (5,1/9,3) for standard 1230					☐	■				5.276,47	6.279,00
O	C924 MB Atego 1530 load variant 15,0 t (5,1/10,5) for standard 1330						☐	■			5.276,47	6.279,00
S	CD1C Comfort drivers- and co-drivers swivelling seat (Alkoven)				■	■	■	■				
O	CD1D Comfort drivers- and co-drivers swivelling seat climate	8			☐	☐	☐	☐			2.006,72	2.388,00
O	CL1Y LED light package incl. white turn signal, LED daytime running light	2			☐	☐	☐	☐			556,30	662,00
O	CD4Z Sunblind, sidewise, driver's and passenger's side	3			☐	☐	☐	☐			372,27	443,00

Chassis Mercedes-Benz Actros												
S	MB Actros 1843 LL, fourwheel chassis 6 cylinder diesel engine with turbo charging, intercooling and exhaust gas recirculation. Diesel particulate filter with SCR catalytic converter, 10.700 ccm, 315 kW / 428 hp at 1.800 rpm EURO VI - E, 2.100 Nm at 1.100 rpm, electronic pneumatic brake system (EPB). ABS, ASR and ESP, compressed air convection dryer, high performance engine brake, active brake assist, lane guard assist, full air suspension FA and RA, 12-speed automatic transmission Mercedes-Benz PowerShift 3, steering lock with immobiliser							■	■	■		
S	MB Actros 2543 LLL, sixwheel chassis with steered trailing axle (TA) 6 cylinder diesel engine with turbo charging, intercooling and exhaust gas recirculation. Diesel particulate filter with SCR catalytic converter, 10.700 ccm, 315 kW / 428 hp at 1.800 rpm EURO VI, 2.100 Nm at 1.100 rpm, electronic pneumatic brake system (EPB). ABS, ASR and ESP, compressed air convection dryer, high performance engine brake, active brake assist, lane guard assist, full air suspension FA, RA and TA, 12-speed automatic transmission Mercedes-Benz PowerShift 3, steering lock with immobiliser											
O	C210 Engine variant MB Actros 1846 – 335 kW (455 hp), 10,7 l Motor, 2.200 Nm (for 1843)						☐	☐	☐		3.535,29	4.207,00
O	C211 Engine variant MB Actros 2553 – 390 kW (530 hp), 12,8 l Motor, 2.500 Nm (for 2543)	285								☐	15.536,13	18.488,00
O	C212 Engine variant MB Actros 1835 LL, two-axle chassis 6-cylinder diesel engine with turbocharging, intercooling and exhaust gas recirculation, particle filter with SCR catalytic converter, 7,698 ccm, 260 kW / 354 hp at 1,800 rpm EURO VI - E, 7, 7 l engine, 1,400 Nm at 1,200 - 1,600 rpm, electropneumatic brake system (EPB) with ABS, ASR and ESP, heated compressed air dryer, high performance engine brake, emergency brake assistant, lane departure warning system, air suspension on FA + HA, automated 8-speed gearbox Mercedes-Benz PowerShift 3, steering wheel lock with immobilizer (reduced price for MB Actros 1843 series)	-150					☐	☐	☐		-10.500,00	-12.495,00

Code	Description	kg	800	850	900	950	1000	1050	1100	1200	Net price EURO	Price / EURO incl. 19% German tax
Chassis Mercedes-Benz Actros												
S	Differential lock RA						■	■	■	■		
S	Diesel tank 390 l / 60 l AdBlue						■	■	■	■		
S	CD6G Automatic climate control in the cockpit						■	■	■	■		
S	CCS1H Lane Keeping Assist + Active Brake Assist (Emergency Brake Assist)						■	■	■	■		
S	Cruise control						■	■	■	■		
S	CF8W Rain sensor						■	■	■	■		
S	CJ6C Multimedia cockpit, interactive with 12.3" touchscreen, incl. (CJ2E) FM Tuner with RDS-EON, MW, LW, KW, Mini USB / AUX front port, Bluetooth Hands-free kit, 2 x 20 W, 2 speakers, roof antenna, operation via steering wheel and directly on the device (CJ2U) Truck Navigation with dynamic route guidance under consideration of length/width/height and weight Life Traffic function for 27 countries (max. 3 years free) Bluetooth hands-free function (CS10) Traffic Sign Assistant (CJ2G) Digital Radio - DAB+						■	■	■	■		
S	CGOT MB Predictive Powertrain Control supports the adaptive cruise control with GPS data from the navigation system considering the topography						■	■	■	■		
S	C852 Power windows at driver's- /co- driver's door (FE5) (Alkoven)						■	■	■	■		
S	CCL1N LED daylight / turn light						■	■	■	■		
S	CD0A Multifunctional steering wheel leather						■	■	■	■		
S	CCS1L Distance Control Assist with Stop and Go function in combination with Active Brake Assist 5 - pedestrian detection						■	■	■	■		
O	CB3H Secondary water retarder	72					□	□	□	□	5.697,49	6.780,00
O	CD5E 6 x ALCOA Dura Bright aluminum wheels 11.75 x 22.5" front / 9" x 22.5" rear	-105					□	□	□		5.006,72	5.958,00
O	CD6E 8 x ALCOA Dura Bright aluminum wheels 11.75 x 22.5" front / 9" x 22.5" rear / 11.75 x 22.5" for TA	-140								□	6.792,44	8.083,00
O	C442 RUDMATIK Snow sling chain for drive axle	40					□	□	□	□	7.180,67	8.545,00
O	CCL1H Bi - Xenon-main light	8					□	□	□	□	2.256,30	2.685,00
S	CDIC Comfort drivers- and co-drivers swivelling seat (Alkoven)						■	■	■	■		
O	CD1D Comfort drivers- and co-drivers swivelling seat climate	8					□	□	□	□	2.006,72	2.388,00
O	CD2K Massage function driver's / co-driver's seat						□	□	□	□	1.941,18	2.310,00
O	CXXX Cab variant Actros Stream Space large capacity cab (Width 2.500 mm) instead of Actros compact cab (Width 2.300 mm) (necessary for 2nd row of seats in the cab)	200					□	□	□	□	27.170,59	32.333,00
O	CF6T Mirrorcam - camera-based mirror system						□	□	□	□	2.514,29	2.992,00
O	CS1J Active Drive Assist, semi-automated driving in all speed ranges with lateral and longitudinal intervention - the vehicle steers itself in the lane including electrohydraulic steering	10					□	□	□		5.962,18	7.095,00
O	CS1Y Tire pressure control Actros 1843	3					□	□	□		1.668,91	1.986,00
O	CS1Z Tire pressure control Actros 2543	3								□	2.319,33	2.760,00
O	CD7V Folding table dashboard passenger side	2					□	□	□	□	581,51	692,00
O	CD4Z Sunblind, sidewise, driver's and passenger's side	3					□	□	□	□	372,27	443,00
O	CD6N Actros hot water heating for cab and engine, 24V, 9kW (together with eE241)						□	□	□	□	5.636,97	6.708,00
O	CS1X Active Sideguard Assist, active turning assistant with emergency break in critical blind spot situations	3					□	□	□	□	5.180,67	6.165,00
O	CD5O "StyleLine" design Actros dashboard						□	□	□	□	1.167,23	1.389,00
O	CD6O "TrendLine" design Actros dashboard						□	□	□	□	1.167,23	1.389,00

☐ = Optional / O ■ = Standard / S
 ☑ = depending on the model

Code	Description	kg	800	850	900	950	1000	1050	1100	1200	Net price EURO	Price / EURO incl. 19% German tax
CHASSIS (quod vide detailed chassis equipment)												
S	Electronic braking systems, stabilisers at front- and rear axles boosted		■	■	■	■	■	■	■	■		
S	Anti blocking system (ABS), ASR, ESP		■	■	■	■	■	■	■	■		
S	Stainless steel wheel covers all around		■	■	■	■	■	■	■	■		
S	M+S (winter-) tyres at all axles		■	■	■	■	■	■	■	■		
S	Multi function steering wheel, servo steering, steering column adjustable, outside thermometer		■	■	■	■	■	■	■	■		
S	Drivers cabin air-conditioned		■	■	■	■	■	■	■	■		
S	Cruise control		■	■	■	■	■	■	■	■		
S	Anti-theft device / electronic immobilizer		■	■	■	■	■	■	■	■		
S	Original-frame lowering device/-extension for huge towing capacity		■	■	■	■	■	■	■	■		
S	Under body wax coating at the frame, drivers platform raised, planar floor		■	■	■	■	■	■	■	■		
S	Driver's cab fixed, removable engine cover		■	■	■	■	■	■	■	■		
S	Outside mirror heatable		■	■	■	■	■	■	■	■		
S	Windshield laminated glass toned		■	■	■	■	■	■	■	■		
S	Electric Power windows		■	■	■	■	■	■	■	■		
S	Comfortable drivers- and co-drivers seat with integrated 3-point belt, head- and armrests, adjustable in height and inclination, seat surface extendable, pneumatic lumbar support, turnable, upholstered version		■	■	■	■	■	■	■	■		
S	LED- back lights		■	■	■	■	■	■	■	■		
O	C298 Dashboard covered with leather, bicolour design (MAN/MB Atego)	10	☐	☐	☐	☐	☐	☐	☐	☐	7.855,46	9.348,00
O	C299 Dashboard and center console covered with leather, bicolour design (MB Actros)	15			☐	☐	☐	☐	☐	☐	9.963,02	11.865,00
O	C311 Double air horn	4	☐	☐	☐	☐	☐	☐	☐	☐	705,88	840,00
O	C996 Compressed air connection in under storage room	2	☐	☐	☐	☐	☐	☐	☐	☐	633,61	754,00
O	D014 Splash guards (front / rear end)	8	☐	☐	☐	☐	☐	☐	☐	☐	1.021,01	1.215,00
O	E501 Twin video rear vision colour monitoring system, dust protection lid, 7" LCD colour screen, IR-LED/low distance camera	7	☐	☐	☐	☐	☐	☐	☐	☐	2.757,98	3.282,00
O	E504 Reverse drive warning system acoustic		☐	☐	☐	☐	☐	☐	☐	☐	200,00	238,00
O	E506 360° all-round view camera system with 10" monitor, 4 x HD cameras with a viewing angle of 180° (horizontal), individual images	6	☐	☐	☐	☐	☐	☐	☐	☐	6.569,75	7.818,00
O	R002 Hitch 3.500 kg for GVWR = 7.490 kg (only 3.000 kg if GVWR < 10.000 kg), outlet 12 V	20	☐	☐							2.884,03	3.432,00
O	R003 Hitch 3.500 kg for GVWR < 26.000 kg, outlet 12 V	30			☐	☐	☐	☐	☐	☐	3.736,97	4.447,00
O	R004 Hitch removable 3.000 kg, outlet 12 V	30					☐	☐	☐	☐	4.283,19	5.097,00
O	R005 Pin trailer hitch with continuous air brakes, trailer control unit, ABS / 24 V sockets, compressed air connections, trailer load up to 13.000 kg (depending on model)	180			☐	☐	☐	☐	☐	☐	11.504,20	13.690,00
O	R102 4 x hydraulic jacks for GVWR 6.000 - 9.500 kg, double effective cylinder, autolevel, additional manual emergency operating system	90	☐	☐	☐	☐					12.328,57	14.671,00
O	R103 4 x hydraulic jacks for GVWR 9.500 - 11.990 kg, double effective cylinder, autolevel, in case of need manual operation	120				☐					14.375,63	17.107,00
O	R104 4 x hydraulic jacks for GVWR 12.000 - 26.000 kg, double effective cylinder, in case of need manual operation	220					☐	☐	☐	■	19.644,54	23.377,00
O	R105 Load distribution plates (4) with loops 400 x 400 mm for hydraulic supports, loose	24				☐	☐	☐	☐	☐	310,08	369,00
O	R107 Stainless steel bracket support plates under rear storage compartment / side hatch	7	☐	☐	☐	☐	☐	☐	☐	☐	615,13	732,00

Code	Description	kg	800	850	900	950	1000	1050	1100	1200	Net price EURO	Price / EURO incl. 19 % German tax
BODYWORK												
S	Full insulated self supporting body, Corner joint profiles without cold bridge		■	■	■	■	■	■	■	■		
S	Side wall outside: Aluminium planar steel plate and 40 mm PU-insulation		■	■	■	■						
OS	L001 GRP side walls with 40 mm PU-isolation	100	□	□	□	□	■	■	■	■	7.914,29	9.418,00
S	Aesthetically, aerodynamically glass fibre reinforced plastic (GRP), smooth transition between alcove, drivers cabin and side wall		■	■	■	■	■	■	■	■		
S	GRP sandwich-roof with 40 mm insulation, completely walkable. Roof outer surface GRP with tissue reinforcement and gelcoat surface, white, hail suspension as far as possible		■	■	■	■	■	■	■	■		
S	Roof railing aluminium, oval tube, painted		■	■	■	■	■	■	■	■		
S	Visible surfaces coated with velour / microfibre		■	■	■	■	■	■	■	■		
S	Safety belts / living room (depending on floorplan variation)		■	■	■	■	■	■	■	■		
S	Alcove „extra roomy“, outside height 900 - 950 mm (optional: 1.000 - 1.050 mm)		■	■	■	■	■	■	■	■		
S	Underframe construction galvanised steel profiles		■	■	■	■	■	■	■	■		
S	Underbody wax protection of the frame parts		■	■	■	■	■	■	■	■		
S	„Fold away“ alcove (= easy entry drivers cabin)		■	■	■	■	■	■	■	■		
S	Living room: DOMETIC hinged windows, double glazed, toned, with darkening- and mosquito blinds		■	■	■	■						
S	Electric entry door step outside, door contact controlled, internal entry steps		■	■	■	■	■					
S	Electric “double slide step” outside, push button controlled, internal entry steps							■	■	■		
S	Insulated double floor		■	■	■	■	■	■	■	■		
S	Underfloor storage rooms full insulated, lined with needled felt, heated, illuminated		■	■	■	■	■	■	■	■		
S	External flap system in Perfect design with glued and painted frame, rubber hinge strip, locks: 2-point twist lock		■	■	■	■	■	■	■	■		
S	One-key locking system for storage flaps and filler necks		■	■	■	■	■	■	■	■		
OS	S101 Hard glass sliding windows instead of plastic windows	90	□	□	□	□	■	■	■	■	9.305,88	11.074,00
S	2 x roof hoods with forced ventilation, darkening and mosquito blinds		■	■	■	■						
S	3 x roof hoods with forced ventilation, darkening and mosquito blinds						■	■	■	■		
O	S302 Roof hatch Fiamma with 12 V vent, forced ventilation, darkening blind	7	□	□	□	□	□	□	□	□	847,06	1.008,00
S	S600 Entrance door in composite construction with two point locking, 2.200 x 650 mm, electric lock as engine start, Easy to clean soft-touch interior trim in bi-color, mosquito door		■	■	■	■	■	■	■	■		
O	S603 Electric closing assistance entrance door		□	□	□	□	□	□	□	□	737,81	878,00
O	S608 Additional mechanical security lock entrance door together with eS600	1	□	□	□	□	□	□	□	□	768,07	914,00
O	E400 4 x LED tail light, white, countersunk in side wall, controlled via reverse gear	10	□	□	□	□	□	□	□	□	3.874,79	4.611,00
O	E402 LED back and flashing lights, grade up installed, additional flasher/brake lights	4	□	□	□	□	□	□	□	□	778,15	926,00
O	E408 LED outside light with motion detector and steady burning light circuitry, switch off system during travel	1	□	□	□	□	□	□	□	□	599,16	713,00
O	M003 Awning OMNISTOR 5 x 2,75 m, painted in vehicle colour, electric driven 230 V, remote control	52	□	□	□	□					4.110,08	4.891,00
O	M004 Awning OMNISTOR 6 x 2,75 m, painted in vehicle colour, electric driven 230 V, remote control	56		□	□	□	□	□	□	□	4.702,52	5.596,00
O	M110 LED-Stripe under awning, 12V, 7 W/m, 4000K, dimmable, continuous light strap, no dot display, cover in vehicle colour	2	□	□	□	□	□	□	□	□	1.424,37	1.695,00
O	S116 Real glass window unit on side walls, black, with flush-mounted hinged windows, fixed window in front of the entrance door VARIO Alkoven 800 - 1200	120					□	□	□	□	24.304,20	28.922,00
O	S500 Additional external flap for storage room at drivers side with gas props	30					□	□	□	□	4.585,71	5.457,00
O	S700 Central locking system for outside storage	15					□	□	□	□	3.162,18	3.763,00

	Code	Description	kg	800	850	900	950	1000	1050	1100	1200	Net price EURO	Price / EURO incl. 19 % German tax
BODYWORK													
<input checked="" type="checkbox"/> S	S800	Slide Out - hydraulic extendable oriel / drivers side, underframe storage rooms completely maintained, pneumatic seal system, surface heating for de-icing in winter, strengthened frame / chassis	400			<input type="checkbox"/>	<input type="checkbox"/>	<input type="checkbox"/>	<input type="checkbox"/>	<input checked="" type="checkbox"/>	<input checked="" type="checkbox"/>	48.260,50	57.430,00
<input type="checkbox"/> O	S802	Slide Out - hydraulic extendable oriel / bed room with couch and wardrobe, pneumatic seal system, strengthened frame / chassis, surface heating system in roof and front sides	400							<input type="checkbox"/>	<input type="checkbox"/>	48.260,50	57.430,00
<input type="checkbox"/> O	S803	Bed Slide Out - hydraulic extendable oriel / drivers side, underframe storage rooms completely maintained, pneumatic seal system, surface heating system in roof and front sides	300							<input type="checkbox"/>	<input type="checkbox"/>	39.235,29	46.690,00
INTERIOR													
<input type="checkbox"/> S		Furniture construction: real wood veneer on both sides. Flaps / doors set off with real wood profiles. Door frames with solid wood profiles		<input checked="" type="checkbox"/>	<input checked="" type="checkbox"/>	<input checked="" type="checkbox"/>	<input checked="" type="checkbox"/>	<input checked="" type="checkbox"/>	<input checked="" type="checkbox"/>	<input checked="" type="checkbox"/>	<input checked="" type="checkbox"/>		
<input type="checkbox"/> S		Hanging cupboards / living area all around and bed room with flaps and push-lock-mechanism		<input checked="" type="checkbox"/>	<input checked="" type="checkbox"/>	<input checked="" type="checkbox"/>	<input checked="" type="checkbox"/>	<input checked="" type="checkbox"/>	<input checked="" type="checkbox"/>	<input checked="" type="checkbox"/>	<input checked="" type="checkbox"/>		
<input type="checkbox"/> S		Wardrobe with clothes rail, doors with 3-point lock		<input checked="" type="checkbox"/>	<input checked="" type="checkbox"/>	<input checked="" type="checkbox"/>	<input checked="" type="checkbox"/>	<input checked="" type="checkbox"/>	<input checked="" type="checkbox"/>	<input checked="" type="checkbox"/>	<input checked="" type="checkbox"/>		
<input type="checkbox"/> S		Separation bathroom and sleeping area: insulated sliding doors in sandwich construction with lock and automatic adjustment		<input checked="" type="checkbox"/>	<input checked="" type="checkbox"/>	<input checked="" type="checkbox"/>	<input checked="" type="checkbox"/>	<input checked="" type="checkbox"/>	<input checked="" type="checkbox"/>	<input checked="" type="checkbox"/>	<input checked="" type="checkbox"/>		
<input type="checkbox"/> S		Micro fibre upholstery (several colours)		<input checked="" type="checkbox"/>	<input checked="" type="checkbox"/>	<input checked="" type="checkbox"/>	<input checked="" type="checkbox"/>	<input checked="" type="checkbox"/>	<input checked="" type="checkbox"/>	<input checked="" type="checkbox"/>	<input checked="" type="checkbox"/>		
<input type="checkbox"/> S		Energy saving LED spots countersunk in ceiling/hanging cupboards		<input checked="" type="checkbox"/>	<input checked="" type="checkbox"/>	<input checked="" type="checkbox"/>	<input checked="" type="checkbox"/>	<input checked="" type="checkbox"/>	<input checked="" type="checkbox"/>	<input checked="" type="checkbox"/>	<input checked="" type="checkbox"/>		
<input type="checkbox"/> S		Carpet in living room area not fixed, removable		<input checked="" type="checkbox"/>	<input checked="" type="checkbox"/>	<input checked="" type="checkbox"/>	<input checked="" type="checkbox"/>	<input checked="" type="checkbox"/>	<input checked="" type="checkbox"/>	<input checked="" type="checkbox"/>	<input checked="" type="checkbox"/>		
<input type="checkbox"/> S		Rear bed ventilated, with FROLI bed system, formfit cold foam mattress, 1.600 x 2.000 mm		<input checked="" type="checkbox"/>	<input checked="" type="checkbox"/>	<input checked="" type="checkbox"/>							
<input type="checkbox"/> S		Rear bed ventilated, with FROLI bed system, formfit cold foam mattress, 1.700 x 2.000 mm					<input checked="" type="checkbox"/>	<input checked="" type="checkbox"/>	<input checked="" type="checkbox"/>	<input checked="" type="checkbox"/>	<input checked="" type="checkbox"/>		
<input type="checkbox"/> S		Alcove bed 1.700 x 2.000 mm, MAN TGL / TGM, MB Atego		<input checked="" type="checkbox"/>	<input checked="" type="checkbox"/>	<input checked="" type="checkbox"/>	<input checked="" type="checkbox"/>						
<input type="checkbox"/> S		Alcove bed 2.000 x 2.000 mm, MAN TGS, MB Actros						<input checked="" type="checkbox"/>	<input checked="" type="checkbox"/>	<input checked="" type="checkbox"/>	<input checked="" type="checkbox"/>		
<input type="checkbox"/> S	F130	Interior: oak, precious real wood veneer - natural		<input checked="" type="checkbox"/>	<input checked="" type="checkbox"/>	<input checked="" type="checkbox"/>	<input checked="" type="checkbox"/>	<input checked="" type="checkbox"/>	<input checked="" type="checkbox"/>	<input checked="" type="checkbox"/>	<input checked="" type="checkbox"/>		
<input type="checkbox"/> S	F131	Interior: beech damped, precious real wood veneer		<input checked="" type="checkbox"/>	<input checked="" type="checkbox"/>	<input checked="" type="checkbox"/>	<input checked="" type="checkbox"/>	<input checked="" type="checkbox"/>	<input checked="" type="checkbox"/>	<input checked="" type="checkbox"/>	<input checked="" type="checkbox"/>		
<input type="checkbox"/> O	F132	Interior: knotty oak, precious real wood veneer - natural		<input type="checkbox"/>	<input type="checkbox"/>	<input type="checkbox"/>	<input type="checkbox"/>	<input type="checkbox"/>	<input type="checkbox"/>	<input type="checkbox"/>	<input type="checkbox"/>	4.507,56	5.364,00
<input type="checkbox"/> O	F133	Interior: knotty oak, precious real wood veneer - silver - brushed		<input type="checkbox"/>	<input type="checkbox"/>	<input type="checkbox"/>	<input type="checkbox"/>	<input type="checkbox"/>	<input type="checkbox"/>	<input type="checkbox"/>	<input type="checkbox"/>	9.214,28	10.965,00
<input type="checkbox"/> O	F134	Interior: Canadian maple, real wood veneer colour: natural, light / honey	15	<input type="checkbox"/>	<input type="checkbox"/>	<input type="checkbox"/>	<input type="checkbox"/>	<input type="checkbox"/>	<input type="checkbox"/>	<input type="checkbox"/>	<input type="checkbox"/>	4.892,44	5.822,00
<input type="checkbox"/> O	F136	Interior: American cherry, real wood veneer		<input type="checkbox"/>	<input type="checkbox"/>	<input type="checkbox"/>	<input type="checkbox"/>	<input type="checkbox"/>	<input type="checkbox"/>	<input type="checkbox"/>	<input type="checkbox"/>	9.214,28	10.965,00
<input type="checkbox"/> O	F137	Interior: American walnut, real wood veneer		<input type="checkbox"/>	<input type="checkbox"/>	<input type="checkbox"/>	<input type="checkbox"/>	<input type="checkbox"/>	<input type="checkbox"/>	<input type="checkbox"/>	<input type="checkbox"/>	17.398,32	20.704,00
<input type="checkbox"/> O	F138	Interior: American walnut, real wood veneer - nature / dark		<input type="checkbox"/>	<input type="checkbox"/>	<input type="checkbox"/>	<input type="checkbox"/>	<input type="checkbox"/>	<input type="checkbox"/>	<input type="checkbox"/>	<input type="checkbox"/>	12.899,16	15.350,00
<input type="checkbox"/> O	F161	Furniture construction bathroom sanding varnish white	50-100	<input type="checkbox"/>	<input type="checkbox"/>	<input type="checkbox"/>	<input type="checkbox"/>	<input type="checkbox"/>	<input type="checkbox"/>	<input type="checkbox"/>	<input type="checkbox"/>	3.382,35	4.025,00
<input type="checkbox"/> O	F162	Furniture bedroom grinding varnish white	100-150	<input type="checkbox"/>	<input type="checkbox"/>	<input type="checkbox"/>	<input type="checkbox"/>	<input type="checkbox"/>	<input type="checkbox"/>	<input type="checkbox"/>	<input type="checkbox"/>	4.248,47	5.056,00
<input type="checkbox"/> O	F163	Doors / flaps in white varnish	50	<input type="checkbox"/>	<input type="checkbox"/>	<input type="checkbox"/>	<input type="checkbox"/>	<input type="checkbox"/>	<input type="checkbox"/>	<input type="checkbox"/>	<input type="checkbox"/>	4.424,37	5.265,00
<input type="checkbox"/> O	F170	Furniture design „bentART“, curved flaps in precious wood veneer, cubic 30 mm side panels	35	<input type="checkbox"/>	<input type="checkbox"/>	<input type="checkbox"/>	<input type="checkbox"/>	<input type="checkbox"/>	<input type="checkbox"/>	<input type="checkbox"/>	<input checked="" type="checkbox"/>	6.873,95	8.180,00
<input type="checkbox"/> O	F008	Furniture safe with electronic combination lock	8	<input type="checkbox"/>	<input type="checkbox"/>	<input type="checkbox"/>	<input type="checkbox"/>	<input type="checkbox"/>	<input type="checkbox"/>	<input type="checkbox"/>	<input type="checkbox"/>	434,45	517,00
<input type="checkbox"/> O	F016	Pull out cabinet with 5 x baskets, individual adjustable	20	<input type="checkbox"/>	<input type="checkbox"/>	<input type="checkbox"/>	<input type="checkbox"/>	<input type="checkbox"/>	<input type="checkbox"/>	<input type="checkbox"/>	<input type="checkbox"/>	2.352,94	2.800,00
<input type="checkbox"/> O	F018	Ceiling illumination, 6 x LED spots countersunk in ceiling, dimmer	2	<input type="checkbox"/>	<input type="checkbox"/>	<input type="checkbox"/>	<input type="checkbox"/>	<input type="checkbox"/>	<input type="checkbox"/>	<input type="checkbox"/>	<input type="checkbox"/>	1.821,00	2.167,00
<input type="checkbox"/> O	F050	Glass show case, illuminated, mirrored rear panel, drinking glasses display, top cabinet on existent cabinet	13	<input type="checkbox"/>	<input type="checkbox"/>	<input type="checkbox"/>	<input type="checkbox"/>	<input type="checkbox"/>	<input type="checkbox"/>	<input type="checkbox"/>	<input type="checkbox"/>	2.672,27	3.180,00
<input type="checkbox"/> O	F051	Glass show case, illuminated, mirrored rear panel, drinking glasses display	20						<input type="checkbox"/>	<input type="checkbox"/>	<input type="checkbox"/>	4.096,64	4.875,00
<input type="checkbox"/> O	F052	Drinking glasses set „VARIO“ for glass show case	1	<input type="checkbox"/>	<input type="checkbox"/>	<input type="checkbox"/>	<input type="checkbox"/>	<input type="checkbox"/>	<input type="checkbox"/>	<input type="checkbox"/>	<input type="checkbox"/>	243,70	290,00
<input type="checkbox"/> S		Living room couch substructure covered with wood, high quality upholstery		<input checked="" type="checkbox"/>	<input checked="" type="checkbox"/>	<input checked="" type="checkbox"/>	<input checked="" type="checkbox"/>	<input checked="" type="checkbox"/>	<input checked="" type="checkbox"/>	<input checked="" type="checkbox"/>	<input checked="" type="checkbox"/>		
<input type="checkbox"/> O	F040	Extension in seating bench	8	<input type="checkbox"/>	<input type="checkbox"/>	<input type="checkbox"/>	<input type="checkbox"/>	<input type="checkbox"/>	<input type="checkbox"/>	<input type="checkbox"/>	<input type="checkbox"/>	449,58	535,00

Code	Description	kg	800	850	900	950	1000	1050	1100	1200	Net price EURO	Price / EURO incl. 19 % German tax
INTERIOR												
○ F400	Interior "blackLINE" (fittings, handles, tabs black)		□	□	□	□	□	□	□	□	3.670,59	4.368,00
○ N012	ALCANTARA® upholstery	10	□	□	□	□	□	□	□	□	4.726,89	5.625,00
○ N018	Wooden blinds living room / kitchen / bedroom / bath	20	□	□	□	□	□	□	□	□	3.060,50	3.642,00
○ N030	Granite entry stairs sideways / ceramics / porcelain stoneware	20				□	□	□	□	□	731,09	870,00
○ N031	Granite / ceramics / porcelain flooring in the passageway adjacent bathroom with 2 steps	60						□	□	□	2.321,01	2.762,00
○ N006	Leather upholstery living area	20	□	□	□	□	□	□	□	□	5.584,03	6.645,00
○ N042	Alcove with longitudinally arranged beds, shelf for additional convectors in the top of the Alcove, hanging cupboard co-drivers side / washroom wall, cabinet on driver's side under bed with extendable stair system, at the top 2 x pullout, cabinet on co-drivers side under bed with door and clothes rail, Alcove bed mattress 2 pcs.	50		□	□	□					5.825,21	6.932,00
KITCHEN												
S	Rubbish bin with cover, flush integrated in counter top		■	■	■	■	■	■	■	■		
S	Bar tray made of solid wood as splash guard function between kitchen and lounge		■	■	■	■	■	■	■	■		
S	Hanging cupboards with flaps, shelves and push-lock-mechanism		■	■	■	■	■	■	■	■		
S	Drawers and pull outs on roller bearing		■	■	■	■	■	■	■	■		
S	Outlets 2 x 230 V		■	■	■	■	■	■	■	■		
S F004	Kitchen counter top CORIAN® / STARON®		■	■	■	■	■	■	■	■		
○ F024	Kitchen rear panel CORIAN® / STARON®	10	□	□	□	□	□	□	□	□	980,67	1.167,00
S	3-flames high grade steel gas cooker with integrated glass cover, automatic ignition, countersunk in counter top		■	■	■	■	■	■	■	■		
○ P001	Induction cooktop, 2 burners, 230 V, touch screen	10	□	□	□	□	□	□	□	□	1.018,49	1.212,00
○ P008	Hybrid cooker with 1 x induction 230 V / 1.4 kw and 2 x gas cooker with electric ignition, glass surface black, flush in worktop	5	□	□	□	□	□	□	□	□	1.107,56	1.318,00
S	High grade steel sink countersunk in counter top, with cover		■	■	■	■	■	■	■	■		
○ P016	STARON sink, angular, flush	5	□	□	□	□	□	□	□	□	529,41	630,00
S	Single hand control tap, chrome		■	■	■	■	■	■	■	■		
S K008	195 l Compressor refrigerator Kissmann KT210, 151 liter refrigerator, 44-liter freezer, 12 V with integrated 230 V priority circuit				□	□	□	□	□	■	0,00	0,00
S K009	177 l refrigerator with AES, 35 l ice box, mounted behind trailing door						■	■	■			
S K004	177 l refrigerator with AES, 35 l ice box		■	■	■	■						
○ P007	Dish washer EXQUISIT, fully integrated	30		□	□	□	□	□	□	□	1.896,64	2.257,00
○ P014	Dish washer Fisher / Paykel, Toploader, fully integrated	38		□	□	□	□	□	□	□	2.847,90	3.389,00
○ P004	Microwave with integrated grill	17	□	□	□	□					1.410,08	1.678,00
○ P998	MIELE Microwave / hot air oven, 2.200 W	30			□	□	□	□	□	□	3.690,76	4.392,00
○ P010	Preparation for Espresso automat niched in furniture, extension, turn around system, 230 V outlet	5		□	□	□	□	□	□	□	956,30	1.138,00
○ P011	Espresso automat JURA 230 V	9		□	□	□	□	□	□	□	1.478,15	1.759,00
○ P006	Washing machine / dryer, washer 8 kg, dryer 4 kg, 230 V / 10 A in outside storage room	88					□	□	□	□	4.200,84	4.999,00
○ P009	Washing machine CANDY HOOVER, 3,5 kg, 230 V	55	□	□	□	□	□				3.094,12	3.682,00
S	Design flooring kitchen, very resistant object floor		■	■	■	■	■	■	■	■		
○ F042	Granite / ceramics / porcelain flooring kitchen	100			□	□	□	□	□	□	5.026,05	5.981,00

Code	Description	kg	800	850	900	950	1000	1050	1100	1200	Net price EURO	Price / EURO incl. 19 % German tax
BATH												
S	Inside area splash water-repellent, washable coated		■	■	■	■	■	■	■	■		
S	Washstand - floor cupboard with doors		■	■	■	■	■	■	■	■		
S	Mirrored cabinet, threepart mirror, shelves		■	■	■	■	■	■	■	■		
S	Separate shower with folding / sliding door, single hand control shower tap with water saving sprinkler, chrome		■	■	■	■	■	■	■	■		
S	Lots of bathroom accessories (soap dispenser, toothbrush mug, toilet paper holder, towel hook), 230 V socket		■	■	■	■	■	■	■	■		
S	Additional tray with chrome railing in shower CORIAN® / STARON®		■	■	■	■	■	■	■	■		
O	J000 Wash stand top mineral material STARON® pure white with countersunk washbasin pure white		■	■	■	■	■	■	■	■		
O	J002 CORIAN® / STARON® rear panel wash stand / toilet	10					☐	☐	☐	☐	1.809,24	2.153,00
O	J006 CORIAN® / STARON® bowl custom colors / special form	5	☐	☐	☐	☐	☐	☐	☐	☐	516,81	615,00
S	Separate shower with folding / sliding door, single hand control shower tap with water saving sprinkler, chrome		■	■	■	■	■	■	■	■		
S	Real glass quarter circle shower with single hand shower tap and water saving sprinkler chrome						■	■	■	■		
O/S	J040 Real glass quarter circle shower, together with bath version "extra roomy"	15	☐	☐	☐	■	■	■	■	■	2.574,79	3.064,00
O	J004 CORIAN® / STARON® quarter circle shower basin	10					☐	☐	☐	☐	2.462,18	2.930,00
O	J003 CORIAN® / STARON® wall covering in shower, console for mixing tap CORIAN® / STARON®	20	☐	☐	☐	☐	☐	☐	☐	☐	3.245,38	3.862,00
O	J032 Thermostatic mixing shower tap, chrome	1	☐	☐	☐	☐	☐	☐	☐	☐	295,80	352,00
S	Design flooring bath room, very resistant object floor		■	■	■	■	■	■	■	■		
O	J021 Granite / ceramics / porcelain stoneware flooring	100				☐	☐	☐	☐	☐	4.977,31	5.923,00
O	J042 JABSCO chopper-toilette, porcelain , 12 V	10	☐	☐	☐	☐	☐	☐	☐	☐	1.376,47	1.638,00
O	J060 Bathroom walls in concrete look	30	☐	☐	☐	☐	☐	☐	☐	☐	4.125,21	4.909,00
MULTIMEDIA / INTERNET												
O	E001 QLED flat screen TV 32", 230 V, remote control	30	☐	☐	☐	☐	☐	☐	☐	☐	3.725,21	4.433,00
O	E002 QLED flat screen TV 32", 12 V, remote control	20	☐	☐	☐	☐	☐	☐	☐	☐	3.055,46	3.636,00
O	E003 QLED flat screen TV 24", 12 V, remote control	15	☐	☐	☐	☐	☐	☐	☐	☐	2.322,69	2.764,00
O	E004 Satellite system CRYSTOP Autosat 2, 85 cm parabolic reflector, autolevel, control panel	30	☐	☐	☐	☐	☐	☐	☐	☐	4.671,43	5.559,00
O	E007 BlueRay-Player	3	☐	☐	☐	☐	☐	☐	☐	☐	659,66	785,00
O	E055 PIONEER radio system DAB + with CD, FM / AM UKW, MW, 4 x 50 W, 4 x speakers, roof antenna, blue tooth hands free speaking, iPod- / iPhone interface	4	☐	☐	☐	☐	☐	☐	☐	☐	1.788,23	2.128,00
O	E104 Audio- / video connection radio system with QLED flat screen	1	☐	☐	☐	☐	☐	☐	☐	☐	410,08	488,00
O	E117 Sound system with active subwoofer (4 x speakers + subwoofer)	10	☐	☐	☐	☐	☐	☐	☐	☐	1.356,30	1.614,00
O	E118 JEHNERT sound system with additional amplifier, 4 x 2-way speaker system flush with the furniture, bass reflex subwoofer, additional Bluetooth interface for music streaming via smartphone	5	☐	☐	☐	☐	☐	☐	☐	☐	4.092,44	4.870,00
O	E853 5G Router, 12 V, DUAL SIM-Slot, (5G / LTE / 3G), WIFI / GPS roof antenna	2	☐	☐	☐	☐	☐	☐	☐	☐	1.907,56	2.270,00

□ = Optional / O ■ = Standard / S
 ▣ = depending on the model

Code	Description	kg	800	850	900	950	1000	1050	1100	1200	Net price EURO	Price / EURO incl. 19 % German tax
ELECTRICS												
S	230 V external connection with feed cable, FI personal protection device		■	■	■	■	■	■	■	■		
S	Battery monitor / ampere-hour meter for living area batteries		■	■	■	■	■	■	■	■		
S	Automatic shutdown of the on-board power supply in the event of battery undervoltage		■	■	■	■	■	■	■	■		
S	LCD VARIO control panel for monitoring the fresh / waste water, toilet tank and battery voltage of the vehicle / living area battery		■	■	■	■	■	■	■	■		
S	VARIO relay distributor with 230 V and 12 V fuse, gas / generator tank display, automatic switching from external / generator power		■	■	■	■	■	■	■	■		
S	Electrical lines laid in cable ducts for easy servicing, central electrical unit with control cabinet technology terminals		■	■	■	■	■	■	■	■		
S	Lighting with energy-saving LED spots, separate circuit		■	■	■	■	■	■	■	■		
S	Central main battery switch in the panel for all for all extraction points		■	■	■	■	■	■	■	■		
S	Mechanical main battery switch for starter batteries		■	■	■	■	■	■	■	■		
O	E605 Mechanical main battery switch for living area batteries		■	■	■	■	■	■	■	■		
S	Maintenance-free living area gel battery EXIDE Solar 1 x 12 V / 170 Ah, automatic battery charger 12 V / 35 A, microprocessor controlled with soft start and battery temperature sensor		■	■	■	■	■	■				
O	E200 Maintenance-free living area gel batteries EXIDE Solar 2 x 12 V / 170 Ah (340 Ah), automatic battery charger 12 V / 50 A, microprocessor-controlled with soft start and battery temperature sensor	70	□	□	□	□	□	□	■	■	1.524,37	1.814,00
O	E242 CTEK automatic charger 24 V / 4 A for starter batteries	2	□	□	□	□	□	□	□	□	655,46	780,00
O	E241 CTEK automatic charger 24 V / 14 A for starter batteries	4						□	□	□	814,28	969,00
O	E100 VARIO-CANBUS control with 7" touch monitor including smartphone control via WLAN in the vehicle, heating control, tank level display, battery capacity monitoring, inverter control, solar power display (only together with 5G / WLAN router, code E853)	5					□	□	□	□	4.749,58	5.652,00
O	E403 Floor lighting 4 x in the floor area, changeover switch	2	□	□	□	□	□	□	□	□	738,65	879,00
O	E651 ETA lighting bus control, light control modules, light circuits dimmable, programmable	6	□	□	□	□	□	□	□	□	5.410,08	6.438,00
O	E701 Indirect LED lighting kitchen worktop	1	□	□	□	□	□	□	□	□	384,03	457,00
O	E702 Indirect LED lighting vanity top and mirror cabinet	1	□	□	□	□	□	□	□	□	494,96	589,00
O	E703 Indirect LED lighting for head end of rear bed together with wooden panel and rear bed frame. Can be switched individually.	4	□	□	□	□	□	□	□	□	757,98	902,00
O	E704 Indirect LED lighting living room wall cupboards < 950	10	□	□	□	□					2.016,81	2.400,00
O	E705 Indirect LED lighting living room wall cupboards	20					□	□	□	□	3.432,77	4.085,00
S	Several outlets, 12 / 230 V		■	■	■	■	■	■	■	■		
O	E600 Outlet 230 V additional	1	□	□	□	□	□	□	□	□	173,11	206,00
O	E601 Outlet 12 V additional	1	□	□	□	□	□	□	□	□	173,11	206,00
O	E602 Double outlet 230 V in garage for e-bikes	1	□	□	□	□	□	□	□	□	173,11	206,00
O	E603 Outlet 24 V, switched over ignition, front windshield / toll device	1	□	□	□	□	□	□	□	□	196,64	234,00
O	E606 USB-C/A Power-double socket 5 V / 3,6 A	1	□	□	□	□	□	□	□	□	226,89	270,00
O	E609 Wireless Smartphone Charger, inductive charging of a smartphone, integrated invisibly in the furniture	1	□	□	□	□	□	□	□	□	365,55	435,00
O	E272 VICTRON Multi Plus 3000 charger / sine wave inverter combination, charging capacity 12 V / max. 120 A, external power connection adjustable from 4 - 16 A, sine wave inverter with 12 - 230 V / 3,000 VA, Touch GX 50 panel, including 2 x lithium -Battery LiPo 12.8 / 200 Ah tempered (total capacity 400 Ah)	30	□	□	□	□	□				12.401,68	14.758,00
O	E273 VICTRON Multi Plus 3000 charger / sine wave inverter combination, charging capacity 12 V / max. 120 A, external power connection adjustable from 4 - 16 A, sine wave inverter with 12 - 230 V / 3,000 VA, Touch GX 50 panel, including 2 x lithium -Battery LiPo 12.8 / 300 Ah tempered (total capacity 600 Ah)	40	□	□	□	□	□				14.794,11	17.605,00
O	E275 VICTRON Quattro 5000 charger / sine wave inverter - combination, charging capacity 12 V / max. 220 A, external power connection adjustable from 4 - 16 A, sine wave inverter with 12 - 230 V / 5,000 VA, Touch GX 50 panel, including 3 x lithium batteries LiPo 12.8 V / 300 Ah, tempered (total capacity 900 Ah)	150			□	□	□	□	□	□	20.970,59	24.955,00

Code	Description	kg	800	850	900	950	1000	1050	1100	1200	Net price EURO	Price / EURO incl. 19% German tax
ELECTRICS												
○ E277	VICTRON Quattro 5000 charger / sine wave inverter - combination, charging capacity 12 V / max. 220 A, External power connection adjustable from 4 - 16 A, sine wave inverter with 12 - 230 V / 5000 VA, Touch GX 50 panel, including 4 x lithium batteries LiPo 12.8 V / 300 Ah, tempered (total capacity 1,200 Ah)	180					☐	☐	☐	☐	24.463,87	29.112,00
○ E278	VICTRON Quattro 5000 charger / sine inverter combination, loading capacity 12 V / max. 220 A, external power connection adjustable 4 – 16 A , sinus inverter with 12 – 230 VA / 5000 VA, GX 50 touch panel, 6 x lithium battery LiPo 12,8 V / 300 Ah, tempered (total capacity 1800 Ah)	260							☐	☐	31.428,57	37.400,00
○ E311	Charging current increase while driving up to 24 -> 14 V / 70 A, with 24 V chassis	2	☐	☐	☐	☐	☐	☐	☐	☐	768,91	915,00
○ E312	Charging current increase while driving up to 24 -> 14 V / 140 A, with 24 V chassis (MB Actros)	3			☐	☐	☐	☐	☐	☐	1.793,28	2.134,00
○ E313	Second power supply with FI circuit breaker 230 V / 16 A with switch circuit 1-2, CEE connection cable	5					☐	☐	☐	☐	2.781,51	3.310,00
SOLAR												
○ E233	Solar panels 380 W (total capacity), charge controller	35		☐	☐	☐	☐	☐	☐		3.653,78	4.348,00
○ E234	Solar panels 570 W (total capacity), charge controller	55		☐	☐	☐	☐	☐	☐	☐	5.725,21	6.813,00
○ E235	Solar panels 760 W (total capacity), charge controller	75			☐	☐	☐	☐	☐	☐	7.535,29	8.967,00
○ E237	Solar panels 1.140 W (total capacity), charge controller	110					☐	☐	☐	☐	11.792,44	14.033,00
○ E239	Solar panels 1.520 W (total capacity), charge controller	140					☐	☐	☐		14.130,25	16.815,00
○ E240	Solar panels 1.710 W (total capacity), charge controller	155					☐	☐	☐		15.300,00	18.207,00
GENERATOR												
○ G003	Fuel generator DOMETIC TEC 29, 2,6 kW (25°C), 230 V, 1 x cylinder, noise absorber box, operating panel, 30 l tank, fuel gauge	85	☐	☐	☐						9.868,91	11.744,00
○ G009	ONAN diesel generator, 4.8 kW (29°C), STAGE V, 230 V, 2,880 rpm, 2 x cylinder KUBOTA diesel engine, water-cooled, in soundproof box with integrated cooler/fan unit and exhaust system, control panel, generator in insulated external storage space assembled.	220			☐	☐	☐	☐	☐	☐	19.207,56	22.857,00
○ G020	Fuel cell EFOY pro 2800, 12 V / 125 W inclusive 10 l methanol fuel cartridge	22	☐	☐	☐	☐	☐	☐	☐	☐	request	
AIR CONDITION												
○ E902	Roof air conditioner DOMETIC FreshJet 3500, 230 V, cooling capacity 3,500 W, remote control	40	☐	☐	☐	☐	☐				4.324,37	5.146,00
○ E906	SPLIT air conditioning VARIO Cool, 230 V, cooling capacity approx. 1,900 W, evaporator integrated in furniture construction, compressor / underfloor condenser unit in stainless steel housing, remote control (bedroom)	75		☐	☐	☐	☐	☐	☐	☐	11.772,27	14.009,00
○ E907	SPLIT VARIO Cool Twin air conditioner, 230 V, cooling capacity approx. 3,600 W, evaporator integrated in furniture construction, twin compressor/condenser unit installed underfloor in stainless steel housing, remote control (living room)	100		☐	☐	☐	☐	☐	☐	☐	20.541,18	24.444,00
○ E908	Second evaporator for cooling the bedroom, remote control, second control with solenoid valves - only together with E 907 (Evaporators operated individually or together, whereby the power is shared - temperate climate zones)	20		☐	☐	☐	☐	☐			6.354,62	7.562,00
SCOOTER GARAGE / PASSENGER CAR GARAGE												
○ R201	THULE VELO slide, E-bike rack for 2 bicycles, extendable	23	☐	☐	☐	☐	☐	☐	☐	☐	1.202,52	1.431,00
○ R204	Installation scooter, included rack and ramp	20	☐	☐	☐	☐	☐	☐	☐	☐	1.889,92	2.249,00
○ X101	Rear flap for rear end garage, partial movable rear panel and rear bumper	150					☐	☐	☐	■	15.610,92	18.577,00
○ X102	Electrically operated sliding platform for small cars with automatic centering of the car on the platform, load capacity up to 1,000 kg (SMART)	250					☐	☐	☐	☐	22.978,99	27.345,00
○ X103	Electric sliding platform for automatic car retraction, load capacity approx. 1,300 kg (Mini, Fiat 500, Abarth 595, Toyota Aigo, VW up)	400						☐	☐	☐	29.820,17	35.486,00
○ X104	Hydraulic sliding platform for automatic car retraction, load capacity approx. 1,700 kg (Porsche, Mercedes-Benz)	580								☐	45.673,95	54.352,00
○ X105	Tailgate / car garage hydraulic operating and remote control, hiding inside hinges	70					☐	☐	☐	☐	14.144,54	16.832,00
○ X110	Mobile charging station for e-cars in the car garage, type 2 connection, 1.4 – 22 kW adjustable, 230 V socket (various connection plugs)	5					☐	☐	☐	☐	1.773,11	2.110,00

Code	Description	kg	800	850	900	950	1000	1050	1100	1200	Net price EURO	Price / EURO incl. 19 % German tax
GAS												
S	Gas bottle box for 2 x 11 kg bottles, TRUMA DuoControl safety regulator with Duo C remote display and ice-ex		■	■	■	■	■	■	■			
S	Extension for 2 x 11 kg gas bottles (easy operating system)		■	■	■	■	■	■	■			
OS	B003 Gas tank 110 l ice-ex (80 % fillable), safety regulator, remote display, remote filling	100	□	□	□	▣	■	■	■		4.928,57	5.865,00
O	B005 Gas extraction valve under outside storage compartment	2	□	□	□	□	□	□	□		364,71	434,00
O	B006 Gas remote switch for gas bottle system	1	□	□	□	□	□	□	□		315,13	375,00
O	Z007 2 x bottles grey per 11 kg, filled	48	□	□	□	□	□	□	□		268,91	320,00
S	B011 Motorhome without gas system (no 116 l gas tank / gas cylinder box), therefore 160 l diesel tank in the heated underfloor storage space, emergency switching to vehicle diesel tank with 3-way valve (only together with H200 / H 201)							□	□	■	0,00	0,00

WATER SUPPLY												
S	Fresh water tank in the insulated and heated double floor, quick drain valve		■	■	■	■	■	■	■	■		
S	Fresh water tank, capacity 350 l		■	■	■							
S	Fresh water tank, capacity 400 l					■						
S	Fresh water tank, capacity 450 l						■	■				
S	Fresh water tank, capacity 500 l								■	■		
S	Grey water tank in the insulated and heated double floor, drain slide in the heated interior		■	■	■	■	■	■	■	■		
S	Grey water tank, capacity 200 l		■	■	■	■						
S	Grey water tank, capacity 300 l					■						
S	Grey water tank, volume 350 l						■	■	■			
S	Grey water tank, capacity 400 l									■		
S	Toilet tank in the insulated and heated double floor, emptying slide in the heated interior		■	■	■	■	■	■	■	■		
S	Toilet tank, capacity 200 l		■	■	■	■						
S	Toilet tank, capacity 250 l						■	■	■			
S	Toilet tank, capacity 300 l									■		
S	Water system with powerful pressure water pump 11 l/min and expansion tank		■	■	■	■	■	■	■	■		
S	Quick drain valves / entire water system (winter drain)		■	■	■	■	■	■	■	■		
S	Central disposal outlet with 3" bayonet connection for waste water/toilet tank		■	■	■	■	■	■	■	■		
S	Disposal hose, extendable, housed in a separate container		■	■	■	■	■	■	■	■		
S	Fresh water tank filling with GARDENA® - connection in storage compartment		■	■	■	■	■	■	■	■		
O	W002 Outside shower with mixer tap (cold / warm) in outside storage compartment	5	□	□	□	□	□	□	□	□	662,18	788,00
O	W104 City water connection with pressure reducer	2	□	□	□	□	□	□	□	□	854,62	1.017,00
O	W105 Water pump reinforced 19 l / min	2					□	□	□	□	472,27	562,00
O	W201 drinking water treatment plant	4	□	□	□	□	□	□	□	□	511,76	609,00
O	W202 SEAGULL - drinking water treatment plant	6	□	□	□	□	□	□	□	□	1.675,63	1.994,00
O	W400 Toilet tank flushing (connection between waste water / toilet tank with slider)	3	□	□	□	□	□	□	□	□	696,64	829,00
O	W401 Additional waste water hose 3" / 3 m with bayonet connection, container	6	□	□	□	□	□	□	□	□	256,30	305,00
O	W402 12 V macerator pump with bayonet connection, 12 V socket	10	□	□	□	□	□	□	□	□	2.449,58	2.915,00
O	W403 Collapsible hose set with bayonet connection 20 + 20 + 10 m, white, in transport box for macerator pump	10	□	□	□	□	□	□	□	□	517,65	616,00

Code	Description	kg	800	850	900	950	1000	1050	1100	1200	Net price EURO	Price / EURO incl. 19 % German tax
HEATING												
S	„ALDE Compact 3030“ hot water gas central heating with wall convectors, additional windscreen heating and exterior storage space heating as well as integrated hot water boiler 10 l, heating output propane 5,500 W / butane 6,400 W, electric heating cartridge 230 V - 1,050 / 2,100 W, thermostatic control, engine heat exchanger		■	■	■	■	■	■	■			
S	H201 Hot water diesel heater SCHEER MH 10/17 blue efficiency Two-stage Blue efficiency, heating output 10,000 W / 17,000 W, low-temperature diesel heater with blue burner technology and automatic altitude correction adjustment up to an altitude of 3,000 m, combustion at approx. 1,450° C for maximum reduction of exhaust gases, 100% soot-free, efficiency approx. 93%, integrated plate heat exchanger for hot water preparation, 3-room control with separate room thermostats, wall convectors in all rooms, controlled underfloor heating in the living room / kitchen and bathroom, heating of the insulated underfloor storage rooms (except for the car garage), heating of the windscreen via convectors, electric heating element 230 V/1,000 -2,000 W, engine heat exchanger for heating while driving, separate 160 l diesel tank in heated underfloor storage compartment, fuel filler flap, emergency switchover to vehicle tank (2-way valve), no gas system	140					☐	☐	☐	■	30.257,98	36.007,00
O	H300 Hot water diesel heater SCHEER MH 10 Micro Blue burner efficiency, heating capacity 10.000 W, low temperature diesel heater with blue burner technology and automatic height adjustment to 3.000 m, burning at approx. 1.450 ° C for maximum reduction of exhaust gases, 100 % soot-free, efficiency approx. 90 %, integrated hot water preparation via plate heat exchanger, Hot water priority switching, wall convectors in all rooms, electric heating cartridge 230 V / 1.000 – 2.000 W, engine heat exchanger for heating while driving, Inverter 12 – 230 V / 500 W, Elimination of gas system, Fuel extraction from the chassis diesel tank, Emergency shutdown when the diesel tank is too low, Necessary: compressor refrigerator and induction cooker, enlarged solar system, lithium batteries, possibly larger diesel tank	0			☐	☐	☐	☐			6.389,92	7.604,00
S	Engine heat exchanger for heating the living area with waste heat from the engine		■	■	■	■	■	■	■	■		
S	Night time heating reduction can be set for a limited time		■	■	■	■	■	■	■	■		
O	H016 Towel dryer bathroom white, temperature controller	10	☐	☐	☐	☐	☐	☐	☐	☐	668,07	795,00
O	H017 Towel dryer bathroom chrome, temperature controller	10	☐	☐	☐	☐	☐	☐	☐	☐	920,17	1.095,00
O	H011 Bathroom heating with room thermostat, individual room control	15				☐	☐	☐	☐	■	2.725,21	3.243,00
O	H005 Floor heating system in living area with thermostatic steering in gangway and under bar table	25	☐	☐	☐	☐	☐	☐	☐	■	2.620,17	3.118,00
O	H004 Underfloor heating in the bathroom area	6	☐	☐	☐	☐	☐	☐	☐	■	1.628,57	1.938,00
O	H006 Bedroom heating with separate room thermostat, controllable	6	☐	☐	☐	☐	☐	☐	☐	■	947,90	1.128,00
O	H012 Bedroom heating with room thermostat, individual room control	15				☐	☐	☐	☐	■	2.725,21	3.243,00
O	H008 WEBASTO Thermo Top hot-water diesel heater in the ALDE heating circuit, additional heat output 5,000 W, thermostatic control (for winter operation)	10	☐	☐	☐	☐	☐				5.839,50	6.949,00
O	H009 WEBASTO Thermo Pro 90 hot water diesel heater integrated in the hot water heating circuit, heat output 9,000 / 7,200 W, modulating burner, thermostatic control (for winter operation)	15					☐	☐	☐		6.670,59	7.938,00
EXTERIOR DESIGN / PAINTWORK / EXTERIOR WALLS												
S	High-quality painting of the entire vehicle in 2-components - car paint uni white, roof gelcoat surface white		■	■	■	■	■	■	■	■		
S	Elegant color stripe design		■	■	■	■	■	■	■	■		
O	L014 Exterior „BlackLINE“, black rims (6)	0	☐	☐	☐	☐	☐	☐	☐		4.500,00	5.355,00
O	L015 Exterior „BlackLINE“, black rims (8)	0								☐	4.900,00	5.831,00
O	L016 Exterior „BlackLINE“, black painted exhaust tips, licence plate panel, light surrounds	0	☐	☐	☐	☐	☐	☐	☐		600,00	714,00
O	L104 Painting metallic, two-layer coating with clear lacquer, Alkoven <950	40	☐	☐	☐						11.347,06	13.503,00
O	L105 Painting metallic, two-layer coating with clear lacquer, Alkoven ≥950	50				☐	☐	☐	☐	☐	14.148,74	16.837,00

☐ = Optional / O ■ = Standard / S
 ☑ = depending on the model

Code	Description	kg	800	850	900	950	1000	1050	1100	1200	Net price EURO	Price / EURO incl. 19 % German tax
MISCELLANEOUS												
S	Individual construction, compilation / sampling of the interior and the exterior design according to customer requirements		■	■	■	■	■	■	■	■		
S	100% custom build. Every VARIOMobil is an exquisite one-off.		■	■	■	■	■	■	■	■		
O	Y000 Reduced to weight variant 7,490 kg in connection with fresh water tank valve „driving position“, 100 l fresh water tank (Deduct weight of fresh water tank filling > 100 l)	-100 to -250	☐	☐							805,04	958,00
O	Y001 TÜV inspection, EU certificate		☐	☐	☐	☐	☐	☐	☐	☐	945,38	1.125,00
O	Z001 Ultrasonic alarm system with door / storage compartment contacts, remote control	4	☐	☐	☐	☐	☐	☐	☐	☐	2.255,46	2.684,00
O	Z002 Code lock for front door / alarm system	1	☐	☐	☐	☐	☐	☐	☐	☐	947,90	1.128,00
O	Z003 Service package, 2 x 20 m GARDENA folding hose, Euro gas tank adapter, Euro gas bottle adapter	6	☐	☐	☐	☐	☐	☐	☐	☐	503,36	599,00
O	Z004 "K.O." - Gas warning device in the bedroom	1	☐	☐	☐	☐	☐	☐	☐	☐	431,09	513,00
O	Z014 Fire extinguisher 2 kg	3	☐	☐	☐	☐	☐	☐	☐	☐	232,77	277,00





VARIOMOBIL e VARIO Signature | MediaHubb | Centro R&B | porto ili



VARIO SIGNATURE

AS UNIQUE
AS A SIGNATURE

The partially-integrated integrated one.

The VARIO SIGNATURE is a characterful exclusive motorhome 10.5 and 12 m long. Based on Mercedes-Benz Actros chassis from 18 - 26 t, 2,55 m wide.

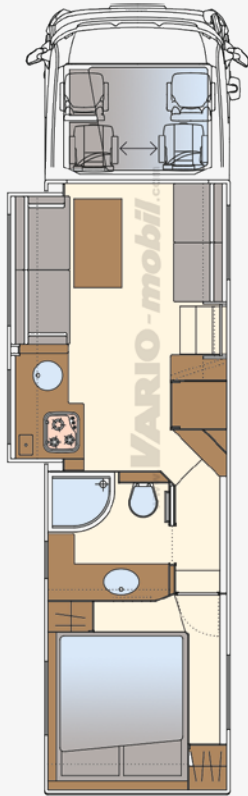
High-tech is comfortably packed here in exquisite PLATINUM craftsmanship.

The VARIO exclusive body construction and the distinctive front / cab of the XXL driver's cabin with transversely adjustable second row of seats for quadruple pilot and co-pilot feeling merge into an optical unit.

On top: the pneumatically-sealing living space Slide Out, a softly floating pull-down bed above the driver's cabin at full-height, as well as an intelligent 360° all-round vision system.

Equally self-evident the aerodynamic roof spoiler, sporty stainless steel tailpipes, extensive driver assistance systems (track assist, attention assistant, distance control, etc.) as well as the large car garage for a convertible and e-bikes.

This individually finished VARIO signature 1200 impresses with many other technical highlights: 25 m LED exterior lighting all around, impressive real glass window design elements, TV lift, large cabinet system in the luxurious bedroom, leather-covered door elements, etc. ...

Chassis	Mercedes-Benz Actros 1843 LL (four-wheeler)	Floor plan VARIO Signature 1050 Slide Out	Technical Data	Mercedes-Benz Actros 1843 LL (four-wheeler)
	(four-wheeler)			
Wheel base	5.500 mm	<p>4 x Fahrerhaussitze sind optional verfügbar. Die hinteren Piloten-Sitze können zur Mitte hin verschoben werden.</p>  <p>PKW-Garage e.g. for Smart for two, Toyota Aygo, Mini Cooper, Fiat 500 / Abarth 595, Fiat Panda 4x4, VW up</p>	Weight in working order*	12.710 kg
GVWR	18.000 kg		Payload** approx. (kg)	5.290 kg
Front axle limit	8.000 kg		Seats with seatbelt ***	4 (5 / 6)
Rear axle limit	11.500 kg		Length	10.500 mm
Engine	6-cylinder diesel engine, turbo charging, intercooling and exhaust gases recirculation, particle filter with SCR catalyser		Width ⁽¹⁾	2.550 mm
Displacement	10.700 ccm		Height ⁽²⁾	3.900 mm
Performance	315 kW / 428 HP, 1.800 rpm EURO VI - E		Fresh water tank	450 litre
Torque	2.100 Nm 1.100 rpm		Grey water tank	350 litre
Brake system	electronic pneumatic brake system (EPB), ABS, ASR and ESP, compressed air convection dryer, High Performance Engine Brake, emergency brake assist		Black water tank	250 litre
Steering	servo, steering wheel adjustable		Vehicle basic price (without tax)	714.831,93 EURO
Suspension	air suspension FA + RA		Vehicle basic price 19 % German tax included	850.650,00 EURO
Tyre equipment	355 / 50 R 22,5 / 315 / 60 R 22,5			
Gear box	12-speed automatic transmission, Power Shift 3			
Fuel tank capacity	390 l Diesel / 60 l AdBlue			
Electrical system	24 V, 170 Ah batteries			
Alternator	28 V / 100 A			
Anti theft device	steering lock with immobiliser			
Miscellaneous	outside thermometer, cruise control, multifunctional steerable wheel, automatic climate control, daytime running light, differential lock RA, lane assist, snow tyres			

All vehicle prices are quoted ex factory Bohmte in the context of manufacturing a new vehicle.

* **Weight in working order means according to regulation (EU) Nr. 1230/2012:** unloaded weight including driver (75 kg), 90 % fuel, 100 % fresh water, 2 x 11 kg aluminium gas bottles, on board tool kit.

** **The payload according to regulation (EU) Nr. 1230/2012** results from the difference of the gross vehicle weight rating (GVWR) and the weight of the vehicle in working order including standard equipment.

*** **The number of seats with seat belt is depending on floorplans.** Parenthesised data = optional equipment.

Optional equipment (extras / accessories) increases the weight in working order and reduces the payload. For the weight of the extra equipment please refer to this brochure.

The load-carrying capacity is reduced by installing special equipment (= extras / extra equipment) and accessories. Moreover, the load-carrying capacity not only depends on the weight in working order, the actual vehicle mass, the weight of the accessories and the GVWR, but also on the respective axle loads. Prerequisites for using the full vehicle-technically possible payload is a corresponding relation to the axle load distribution.

The declaration of weight is approximately data. Variations of +/- 5 % in the range of craft tolerance are possible and allowed.

⁽¹⁾ Total vehicle width 2.550 mm = body width 2.500 mm.

⁽²⁾ The total height depends on the dimension/ height of the storage room / garage / car garage.

Chassis	Mercedes-Benz Actros 2543 LLL (6x2) (six-wheeler)	Floor plan VARIO Signature 1200 Slide Out	Technical Data	Mercedes-Benz Actros 2543 LLL (six-wheeler)
Wheel base	5.500 + 1.350 mm	<p>4 x Fahrerhaussitze</p>  <p>PKW Garage e.g. for Mini-Cooper, Porsche 911, Boxster, BMW Z 4, Mercedes-Benz A-Klasse, SL</p>	Weight in working order*	16.230 kg
GVWR	26.000 kg		Payload** approx. (kg)	9.770 kg
Front axle limit	8.000 kg		Seats with seatbelt ***	4 (5 / 6 / 7 / 8)
Rear axle limit	11.500 + 7.500 kg		Length	12.000 mm
Engine	6-cylinder diesel engine, turbo charging, intercooling and exhaust gases recirculation, particle filter with SCR catalyser		Width ⁽¹⁾	2.550 mm
Displacement	10.700 ccm		Height ⁽²⁾	3.990 mm
Performance	315 kW / 428 PS 1.800 rpm, EURO VI		Fresh water tank	500 litre
Torque	2.100 Nm 1.100 rpm		Grey water tank	400 litre
Brake system	electronic pneumatic brake system (EPB), ABS, ASR and ESP, compressed air convection dryer, High Performance Engine Brake, emergency brake assist		Black water tank	350 litre
Steering	servo, steering wheel adjustable		Vehicle basic price (without tax)	959.109,24 EURO
Suspension	air suspension FA + RA + TA		Vehicle basic price 19 % German tax included	1.141.340,00 EURO
Tyre equipment	385 / 65 R 22,5 / 315 / 60 R 22,5			
Gear box	12-speed automatic transmission, Power Shift 3			
Fuel tank capacity	390 l Diesel / 60 l AdBlue			
Electrical system	24 V, 2 x 170 = 340 Ah batteries			
Alternator	28 V / 100 A			
Anti theft device	steering lock with immobiliser			
Miscellaneous	outside thermometer, cruise control, multifunctional steerable wheel, automatic climate control, daytime running light, differential lock RA, lane assist, snow tyres			



Code	Description	kg	1050	1200	Net price EURO	Price / EURO incl. 19 % German tax
Chassis Mercedes-Benz Actros 1843 LL / 2543 LLL						
S	MB Actros 1843 LL, fourwheel chassis 6 cylinder diesel engine with turbo charging, intercooling and exhaust gas recirculation. Diesel particulate filter with SCR catalytic converter, 10.700 ccm, 315 kW / 428 hp at 1.800 rpm EURO VI - E, 2.100 Nm at 1.100 rpm, electronic pneumatic brake system (EPB). ABS, ASR and ESP, compressed air convection dryer, high performance engine brake, active brake assist, lane guard assist, full air suspension FA and RA, 12-speed automatic transmission Mercedes-Benz PowerShift 3, steering lock with immobiliser		<input checked="" type="checkbox"/>			
S	MB Actros 2543 LLL, sixwheel chassis with steered trailing axle (TA) 6 cylinder diesel engine with turbo charging, intercooling and exhaust gas recirculation. Diesel particulate filter with SCR catalytic converter, 10.700 ccm, 315 kW / 428 hp at 1.800 rpm EURO VI, 2.100 Nm at 1.100 rpm, electronic pneumatic brake system (EPB). ABS, ASR and ESP, compressed air convection dryer, high performance engine brake, active brake assist, lane guard assist, full air suspension FA, RA and TA, 12-speed automatic transmission Mercedes-Benz PowerShift 3, steering lock with immobiliser			<input checked="" type="checkbox"/>		
O	C210 Engine variant MB Actros 1846 – 335 kW (455 hp), 10,7 l Motor, 2.200 Nm (for 1843)		<input type="checkbox"/>	<input type="checkbox"/>	3.535,29	4.207,00
O	C211 Engine variant MB Actros 2553 – 390 kW (530 hp), 12,8 l Motor, 2.500 Nm (for 2543)	285	<input type="checkbox"/>	<input type="checkbox"/>	15.536,13	18.488,00
S	Differential lock RA		<input checked="" type="checkbox"/>	<input checked="" type="checkbox"/>		
S	Diesel tank 390 l / 60 l AdBlue		<input checked="" type="checkbox"/>	<input checked="" type="checkbox"/>		
S	CD6G Automatic climate control in the cockpit		<input checked="" type="checkbox"/>	<input checked="" type="checkbox"/>		
S	CCS1H Lane Keeping Assist + Active Brake Assist (Emergency Brake Assist)		<input checked="" type="checkbox"/>	<input checked="" type="checkbox"/>		
S	Cruise control		<input checked="" type="checkbox"/>	<input checked="" type="checkbox"/>		
S	Outside temperature display		<input checked="" type="checkbox"/>	<input checked="" type="checkbox"/>		
S	Anti theft device / electronic immobilizer		<input checked="" type="checkbox"/>	<input checked="" type="checkbox"/>		
S	CD0A Multifunctional steering wheel leather		<input checked="" type="checkbox"/>	<input checked="" type="checkbox"/>		
S	CCL1N LED daylight / turn light		<input checked="" type="checkbox"/>	<input checked="" type="checkbox"/>		
S	CJ6C Multimedia cockpit, interactive with 12.3" touchscreen, incl. (CJ2E) FM Tuner with RDS-EON, MW, LW, KW, Mini USB / AUX front port, Bluetooth Hands-free kit, 2 x 20 W, 2 speakers, roof antenna, operation via steering wheel and directly on the device (CJ2U) Truck Navigation with dynamic route guidance under consideration of length/width/height and weight Life Traffic function for 27 countries (max. 3 years free) Bluetooth hands-free function (CS10) Traffic Sign Assistant (CJ2G) Digital Radio - DAB+		<input checked="" type="checkbox"/>	<input checked="" type="checkbox"/>		
S	CGOT MB Predictive Powertrain Control supports the adaptive cruise control with GPS data from the navigation system considering the topography		<input checked="" type="checkbox"/>	<input checked="" type="checkbox"/>		
S	C852 Power windows at driver's- /co- driver's door (FE5) (Alkoven)		<input checked="" type="checkbox"/>	<input checked="" type="checkbox"/>		
S	Tinted windshield		<input checked="" type="checkbox"/>	<input checked="" type="checkbox"/>		
S	CDIC Comfort drivers- and co-drivers swivelling seat (Alkoven)		<input checked="" type="checkbox"/>	<input checked="" type="checkbox"/>		
S	CCS1L Distance Control Assist with Stop and Go function in combination with Active Brake Assist 5 - pedestrian detection		<input checked="" type="checkbox"/>	<input checked="" type="checkbox"/>		
O	CB3H Secondary water retarder	72	<input type="checkbox"/>	<input type="checkbox"/>	5.697,49	6.780,00
O	CD5E 6 x ALCOA Dura Bright aluminum wheels 11.75 x 22.5" front / 9" x 22.5" rear	-105	<input type="checkbox"/>		5.006,72	5.958,00
O	CD6E 8 x ALCOA Dura Bright aluminum wheels 11.75 x 22.5" front / 9" x 22.5" rear / 11.75 x 22.5" for TA	-140		<input type="checkbox"/>	6.792,44	8.083,00
O	CS1Y Tire pressure control Actros 1843	3	<input type="checkbox"/>		1.668,91	1.986,00
O	CS1Z Tire pressure control Actros 2543	3		<input type="checkbox"/>	2.319,33	2.760,00
O	C442 RUDMATIK Snow sling chain for drive axle	40	<input type="checkbox"/>	<input type="checkbox"/>	7.180,67	8.545,00
O	CCL1H Bi - Xenon-main light	8	<input type="checkbox"/>	<input type="checkbox"/>	2.256,30	2.685,00
O	CD1D Comfort drivers- and co-drivers swivelling seat climate	8	<input type="checkbox"/>	<input type="checkbox"/>	2.006,72	2.388,00
O	CD2K Massage function driver's / co-driver's seat		<input type="checkbox"/>	<input type="checkbox"/>	1.941,18	2.310,00

	Code	Description	kg	1050	1200	Net price EURO	Price / EURO incl. 19 % German tax
<input type="radio"/>	CF6T	MirrorCam - camera-based mirror system		<input type="checkbox"/>	<input type="checkbox"/>	2.514,29	2.992,00
<input type="radio"/>	CS1J	Active Drive Assist, semi-automated driving in all speed ranges with lateral and longitudinal intervention - the vehicle steers itself in the lane including electrohydraulic steering	10	<input type="checkbox"/>		5.962,18	7.095,00
<input type="radio"/>	CD7V	Folding table dashboard passenger side	2	<input type="checkbox"/>	<input type="checkbox"/>	581,51	692,00
<input type="radio"/>	CD4Z	Sunblind, sidewise, driver's and passenger's side	3	<input type="checkbox"/>	<input type="checkbox"/>	372,27	443,00
<input type="radio"/>	CD6N	Actros hot water heating for cab and engine, 24 V, 9 kW (together with eE241)	0	<input type="checkbox"/>	<input type="checkbox"/>	5.636,97	6.708,00
<input type="radio"/>	CS1X	Active Sideguard Assist, active turning assistant with emergency break in critical blind spot situations	3	<input type="checkbox"/>	<input type="checkbox"/>	5.180,67	6.165,00
<input type="radio"/>	CD50	"StyleLine" design Actros dashboard		<input type="checkbox"/>	<input type="checkbox"/>	1.167,23	1.389,00
<input type="radio"/>	CD60	"TrendLine" design Actros dashboard		<input type="checkbox"/>	<input type="checkbox"/>	1.167,23	1.389,00
CHASSIS (quod vide detailed chassis equipment)							
<input type="checkbox"/>	S	Engine compartment with additional sound absorption		<input checked="" type="checkbox"/>	<input checked="" type="checkbox"/>		
<input type="checkbox"/>	S	Electronic braking systems, stabilisers at front- and rear axles boosted		<input checked="" type="checkbox"/>	<input checked="" type="checkbox"/>		
<input type="checkbox"/>	S	Anti blocking system (ABS), ASR, ESP		<input checked="" type="checkbox"/>	<input checked="" type="checkbox"/>		
<input type="checkbox"/>	S	Stainless steel wheel covers all around		<input checked="" type="checkbox"/>	<input checked="" type="checkbox"/>		
<input type="checkbox"/>	S	M+S winter tyres at all axles		<input checked="" type="checkbox"/>	<input checked="" type="checkbox"/>		
<input type="checkbox"/>	S	Drivers cabin air-conditioned		<input checked="" type="checkbox"/>	<input checked="" type="checkbox"/>		
<input type="checkbox"/>	S	Original-frame lowering device/-extension for huge towing capacity		<input checked="" type="checkbox"/>	<input checked="" type="checkbox"/>		
<input type="checkbox"/>	S	Under body wax coating at the frame, drivers platform raised, planar floor		<input checked="" type="checkbox"/>	<input checked="" type="checkbox"/>		
<input type="checkbox"/>	S	Driver's cab fixed, removable engine cover		<input checked="" type="checkbox"/>	<input checked="" type="checkbox"/>		
<input type="checkbox"/>	S	Outside mirror heatable		<input checked="" type="checkbox"/>	<input checked="" type="checkbox"/>		
<input type="checkbox"/>	S	2 x rear fog lights, 2 x rear lights, LED taillights		<input checked="" type="checkbox"/>	<input checked="" type="checkbox"/>		
<input type="radio"/>	D014	Splash guards (front / rear end)	8	<input type="checkbox"/>	<input type="checkbox"/>	1.021,01	1.215,00
<input type="radio"/>	C296	Repaint parts of the dashboard, colour: leather seats		<input type="checkbox"/>	<input type="checkbox"/>	521,01	620,00
<input type="radio"/>	C299	Dashboard and center console covered with leather, bicolour design (MB Actros)	15	<input type="checkbox"/>	<input type="checkbox"/>	9.963,02	11.865,00
<input type="radio"/>	E501	Twin video rear vision colour monitoring system, dust protection lid, 7" LCD colour screen, IR-LED/low distance camera	7	<input type="checkbox"/>	<input type="checkbox"/>	2.757,98	3.282,00
<input type="radio"/>	E504	Reverse drive warning system acoustic		<input type="checkbox"/>	<input type="checkbox"/>	200,00	238,00
<input type="radio"/>	E506	360° all-round view camera system with 10" monitor, 4 x HD cameras with a viewing angle of 180° (horizontal), individual images	6	<input type="checkbox"/>	<input type="checkbox"/>	6.569,75	7.818,00
<input type="radio"/>	C311	Double air horn	4	<input type="checkbox"/>	<input type="checkbox"/>	705,88	840,00
<input type="radio"/>	C996	Compressed air connection in under storage room	2	<input type="checkbox"/>	<input type="checkbox"/>	633,61	754,00
<input type="radio"/>	R003	Hitch 3.500 kg for GVWR < 26.000 kg, outlet 12 V	30	<input type="checkbox"/>	<input type="checkbox"/>	3.736,97	4.447,00
<input type="radio"/>	R005	Pin trailer hitch with continuous air brakes, trailer control unit, ABS / 24 V sockets, compressed air connections, trailer load up to 13,000 kg (depending on model)	180	<input type="checkbox"/>	<input type="checkbox"/>	11.504,20	13.690,00
<input type="radio"/>	R104	4 x hydraulic jacks for GVWR 12.000 - 26.000 kg, double effective cylinder, in case of need manual operation	220	<input type="checkbox"/>	<input checked="" type="checkbox"/>	19.644,54	23.377,00
<input type="radio"/>	R105	Load distribution plates (4) with loops 400 x 400 mm for hydraulic supports, loose	24	<input type="checkbox"/>	<input type="checkbox"/>	310,08	369,00
<input type="radio"/>	R107	Stainless steel bracket support plates under rear storage compartment / side hatch	7	<input type="checkbox"/>	<input type="checkbox"/>	615,13	732,00

Code		Description	kg	1050	1200	Net price EURO	Price / EURO <small>incl. 19 % German tax</small>
BODYWORK							
S		Full insulated self supporting body, Corner joint profiles without cold bridge		<input checked="" type="checkbox"/>	<input checked="" type="checkbox"/>		
S		GRP side walls with 40 mm PU-isolation		<input checked="" type="checkbox"/>	<input checked="" type="checkbox"/>		
S		Aesthetically, aerodynamically glass fibre reinforced plastic (GRP), smooth transition between alcove, drivers cabin and side wall		<input checked="" type="checkbox"/>	<input checked="" type="checkbox"/>		
S		GRP sandwich-roof with 40 mm insulation, completely walkable. Roof outer surface GRP with tissue reinforcement and gelcoat surface, white, il suspension as far as possible		<input checked="" type="checkbox"/>	<input checked="" type="checkbox"/>		
S		Side roof spoiler on the driver's side and front passenger side with integrated awning Thule 9200 6.00 m x 3.00 m, electrically operated 230 V, on the passenger side		<input checked="" type="checkbox"/>	<input checked="" type="checkbox"/>		
S		Rear roof spoiler „Lambo“, integrated reversing camera (option), LED-LINE brake, tail and turn lights right / left		<input checked="" type="checkbox"/>	<input checked="" type="checkbox"/>		
S		Rear bumper „Lambo“, LED-LINE rear lights, design covers right / left in matt black rear diffuser		<input checked="" type="checkbox"/>	<input checked="" type="checkbox"/>		
S		Real glass window elements on side walls and rear wall, black, with flush-mounted recess windows, fixed-glazed window in front of entrance door		<input checked="" type="checkbox"/>	<input checked="" type="checkbox"/>		
S		Underframe construction galvanised steel profiles		<input checked="" type="checkbox"/>	<input checked="" type="checkbox"/>		
S		Underbody wax protection of the frame parts		<input checked="" type="checkbox"/>	<input checked="" type="checkbox"/>		
S		Visually continuous window unit, hinged windows, fitted glass elements between the windows and to the vehicle rear wall		<input checked="" type="checkbox"/>	<input checked="" type="checkbox"/>		
S		Visible surfaces coated with velour / microfibre		<input checked="" type="checkbox"/>	<input checked="" type="checkbox"/>		
S		Safety belts / living room (depending on floorplan variation)		<input checked="" type="checkbox"/>	<input checked="" type="checkbox"/>		
S		Electric “double slide step” outside, push button controlled, internal entry steps		<input checked="" type="checkbox"/>	<input checked="" type="checkbox"/>		
S		Insulated raised floor in connection with additional outside storage compartment		<input checked="" type="checkbox"/>	<input checked="" type="checkbox"/>		
S		Underfloor storage rooms full insulated, lined with needled felt, heated, illuminated		<input checked="" type="checkbox"/>	<input checked="" type="checkbox"/>		
S		Outside flaps in omnibus construction, full insulated, 2-point turning lock bolt, gas pressure put-up props for flaps		<input checked="" type="checkbox"/>	<input checked="" type="checkbox"/>		
S		One-key locking system for storage flaps and filler necks		<input checked="" type="checkbox"/>	<input checked="" type="checkbox"/>		
O	F000	Electrically operated pull-down bed with cold foam mattress 1.500 mm x 2.000 mm, FROLI sleeping bag system, in the driver's cab, aperture with MB switch instead of the interference boxes (mounting option for monitors) velour wall covering, microfiber ceiling covering, insulated walls from B-pillar to construction	125	<input type="checkbox"/>	<input type="checkbox"/>	32.697,48	38.910,00
S		2 x roof hoods with forced ventilation, darkening and mosquito blinds		<input checked="" type="checkbox"/>	<input checked="" type="checkbox"/>		
O	S302	Roof hatch THULE with 12 V vent, forced ventilation, darkening blind	7	<input type="checkbox"/>	<input type="checkbox"/>	847,06	1.008,00
S	S600	Entrance door in composite construction with two point locking, 2.200 x 650 mm, electric lock as engine start, easy to clean soft-touch interior trim in bi-color, mosquito door		<input checked="" type="checkbox"/>	<input checked="" type="checkbox"/>		
O	S603	Electric closing assistance entrance door	1	<input type="checkbox"/>	<input type="checkbox"/>	737,81	878,00
O	S607	Interior door trim in leather, color: like upholstery	4	<input type="checkbox"/>	<input type="checkbox"/>	678,99	808,00
O	S608	Additional mechanical security lock entrance door together with eS600	1	<input type="checkbox"/>	<input type="checkbox"/>	768,07	914,00
O	E408	LED outside light with motion detector and steady burning light circuitry, switch off system during travel	1	<input type="checkbox"/>	<input type="checkbox"/>	599,16	713,00
O	E400	4 x LED tail light, white, countersunk in side wall, controlled via reverse gear	10	<input type="checkbox"/>	<input type="checkbox"/>	3.874,79	4.611,00
O	S500	Additional external flap for storage room at drivers side with gas props	30	<input type="checkbox"/>	<input type="checkbox"/>	4.585,71	5.457,00
O	S700	Central locking system for outside storage	15	<input type="checkbox"/>	<input type="checkbox"/>	3.162,18	3.763,00

	Code	Description	kg	1050	1200	Net price EURO	Price / EURO incl. 19 % German tax
BODYWORK							
○ S	S800	Slide Out - hydraulic extendable oriel / drivers side, underframe storage rooms completely maintained, pneumatic seal system, surface heating for de-icing in winter, strengthened frame / chassis	400	☐	■	48.260,50	57.430,00
○	S802	Slide Out - hydraulic extendable oriel / bed room with couch and wardrobe, pneumatic seal system, strengthened frame / chassis, surface heating system in roof and front sides	400		☐	48.260,50	57.430,00
○	S803	Bed Slide Out - hydraulic extendable oriel / drivers side, underframe storage rooms completely maintained, pneumatic seal system, surface heating system in roof and front sides	300		☐	39.235,29	46.690,00
INTERIOR							
S	F130	Interior in fine wood veneer oak - natural		■	■		
S	F131	Interior in fine wood veneer beach- color subdued		■	■		
○	F132	Interior in fine wood veneer „knotty oak“ - natural		☐	☐	4.507,56	5.364,00
○	F133	Interior in fine wood veneer „knotty oak“ - silver, brushed		☐	☐	9.214,28	10.965,00
○	F134	Interior in fine wood veneer Canadian maple - light	15	☐	☐	4.892,44	5.822,00
○	F135	Interior in fine wood veneer Canadian maple - honey	15	☐	☐	4.892,44	5.822,00
○	F136	Interior in fine wood veneer American cherry tree		☐	☐	9.214,28	10.965,00
○	F137	Interior in fine wood veneer American walnut - light		☐	☐	17.398,32	20.704,00
○	F138	Interior in fine wood veneer American walnut - natural		☐	☐	12.899,16	15.350,00
○	F139	Interior in fine wood veneer American walnut - dark		☐	☐	12.899,16	15.350,00
○	F163	Doors / flaps in white varnish	50	☐	☐	4.424,37	5.265,00
S	F170	Furniture design „bentART“, curved flaps in precious wood veneer, cubic 30 mm side panels		■	■		
S		Hanging cupboards / living area all around and bed room with flaps and push-lock-mechanism		■	■		
S		Wardrobe with clothes rail, doors with 3-point lock		■	■		
S		Rear bed individually customized		■	■		
S		Carpet in living room area not fixed, removable		■	■		
S		Energy saving LED spots countersunk in ceiling/hanging cupboards		■	■		
S		Micro fibre upholstery (several colours)		■	■		
S		Living room seating bench / dinette with padding, high quality upholstery fabric		■	■		
○	F008	Furniture safe with electronic combination lock	8	☐	☐	434,45	517,00
○	F016	2-piece pull out cabinet with 6 x baskets	20	☐	☐	2.352,94	2.800,00
○	F050	Glass show case, illuminated, mirrored rear panel, drinking glasses display, top cabinet on existent cabinet	13	☐	☐	2.672,27	3.180,00
○	F052	Drinking glasses set „VARIO“ for glass show case	1	☐	☐	243,70	290,00
○	F040	Extension in seating bench	8	☐	☐	449,58	535,00
○	F204	Living room couch, extendable, lying area 1.950 x 1.400 mm, springy wood frame, storage for bed linen in substructure	15	☐	☐	2.605,04	3.100,00
○	F210	E-glide sliding door system for wardrobe, two large mirrored sliding doors with automatic locking, operation via button (mechanical emergency release), bedroom	20	☐	☐	5.142,86	6.120,00
○	F018	Ceiling illumination, 6 x LED spots countersunk in ceiling, dimmer	2	☐	☐	1.821,00	2.167,00
○	N006	Leather upholstery living area	20	☐	☐	5.584,03	6.645,00
○	N012	ALCANTARA® upholstery	10	☐	☐	4.726,89	5.625,00
○	F400	Interior “blackLINE“ (fittings, handles, tabs black)		☐	☐	3.670,59	4.368,00

☐ = Optional / O ■ = Standard / S
 ☒ = depending on the model

	Code	Description	kg	1050	1200	Net price EURO	Price / EURO incl. 19 % German tax
	KITCHEN						
S	F004	Kitchen counter top CORIAN® / STARON®		■	■		
O	F024	Kitchen rear panel CORIAN® / STARON®	10	☐	☐	980,67	1.167,00
S		3-flames high grade steel gas cooker with integrated glass cover, automatic ignition, countersunk in counter top		■			
O	P001	Induction cooktop, 2 burners, 230 V, touch screen	10	☐	■	1.018,49	1.212,00
S		High grade steel sink countersunk in counter top, with cover		■	■		
O	P016	STARON sink, angular, flush	5	☐	☐	529,41	630,00
O	P013	FRANKE sink with drip of bowl and CORIAN® / STARON®-cover, eccentric close system	6	☐	☐	703,36	837,00
S		Rubbish bin with cover, flush integrated in counter top		■	■		
S		Bar tray made of solid wood as splash guard function between kitchen and lounge		■	■		
S		Hanging cupboards with flaps, shelves and push-lock-mechanism		■	■		
S		Drawers and pull outs on roller bearing		■	■		
S		Outlets 2 x 230 V		■	■		
S		Single hand control tap, chrome		■	■		
S	K009	177 l refrigerator with AES, 35 l ice box, mounted behind trailing door		■			
O	K008	195 l Compressor refrigerator Kissmann KT210, 151 liter refrigerator, 44-liter freezer, 12 V with integrated 230 V priority circuit		☐	■	0,00	0,00
O	P007	Dish washer EXQUISIT, fully integrated	30	☐	☐	1.896,64	2.257,00
O	P014	Dish washer Fisher / Paykel, Toploader, fully integrated	38	☐	☐	2.847,90	3.389,00
O	P998	MIELE Microwave / hot air oven, 2.200 W	30	☐	☐	3.690,76	4.392,00
O	P010	Preparation for Espresso automat niched in furniture, extension, turn around system, 230 V outlet	5	☐	☐	956,30	1.138,00
O	P011	Espresso automat JURA 230 V	9	☐	☐	1.478,15	1.759,00
O	P006	Washing machine/dryer, washer 8 kg, dryer 4 kg, 230 V / 10 A in outside storage room	88	☐	☐	4.200,84	4.999,00
S		Design flooring kitchen, very resistant object floor		■	■		
O	F042	Granite / ceramics / porcelain flooring kitchen	100	☐	☐	5.026,05	5.981,00

Code	Description	kg	1050	1200	Net price EURO	Price / EURO incl. 19 % German tax
BATH						
S	Inside area splash water-repellent, washable coated		■	■		
S	One hand mixing tap, chrome		■	■		
S	Washstand - floor cupboard with doors		■	■		
S	Mirrored cabinet, threepart mirror, shelves		■	■		
S	Lots of bath accessories (soap dispenser, toothbrush tumbler, toilette roll holder, towel hook), outlet 230 V		■	■		
S	Design flooring bath room, very resistant object floor		■	■		
S	Porcelain water closet SEALAND		■	■		
S	Real glass quarter circle shower with single hand shower tap and water saving sprinkler chrome			■		
S	Wash stand top mineral material STARON® pure white with acryl washbasin		■	■		
S	CORIAN® / STARON® tray with chrome railing in shower		■	■		
O	J002 CORIAN® / STARON® rear panel wash stand	10	<input type="checkbox"/>	<input type="checkbox"/>	1.809,24	2.153,00
O	J006 CORIAN® / STARON® bowl custom colours / special form	5	<input type="checkbox"/>	<input type="checkbox"/>	516,81	615,00
O	J004 CORIAN® / STARON® quarter circle shower basin	10	<input type="checkbox"/>	<input type="checkbox"/>	2.462,18	2.930,00
O	J008 CORIAN® / STARON® 5-corner shower embedded into the floor, concealed drain, real glass shower door	30	<input type="checkbox"/>	<input type="checkbox"/>	7.754,62	9.228,00
O	J003 CORIAN® / STARON® wall covering in shower, console for mixing tap CORIAN® / STARON®	20	<input type="checkbox"/>	<input type="checkbox"/>	3.245,38	3.862,00
O	J032 Thermostatic mixing shower tap, chrome	1	<input type="checkbox"/>	<input type="checkbox"/>	295,80	352,00
O	J021 Granite / ceramics / porcelain stoneware flooring	100	<input type="checkbox"/>	<input type="checkbox"/>	4.977,31	5.923,00
O	J060 Bathroom walls in concrete look	30	<input type="checkbox"/>	<input type="checkbox"/>	4.125,21	4.909,00
MULTIMEDIA / INTERNET						
O	E012 QLED flat screen TV 40", 12 V, remote control, with external control module (sound system required)	15	<input type="checkbox"/>	<input type="checkbox"/>	4.197,48	4.995,00
O	E099 Electric lift, 12 V / TV 32" / 40"	15	<input type="checkbox"/>	<input type="checkbox"/>	1.044,54	1.243,00
O	E001 QLED flat screen TV 32", 230 V, remote control	30	<input type="checkbox"/>	<input type="checkbox"/>	3.725,21	4.433,00
O	E003 QLED flat screen TV 24", 12 V, remote control	15	<input type="checkbox"/>	<input type="checkbox"/>	2.322,69	2.764,00
O	E004 Satellite system CRYSTOP Autosat 2, 85 cm parabolic reflector, autolevel, control panel	30	<input type="checkbox"/>	<input type="checkbox"/>	4.671,43	5.559,00
O	E007 BlueRay-Player	3	<input type="checkbox"/>	<input type="checkbox"/>	659,66	785,00
O	E055 PIONEER radio system DAB + with CD, FM / AM UKW, MW, 4 x 50 W, 4 x speakers, roof antenna, blue tooth hands free speaking, iPod- / iPhone interface	4	<input type="checkbox"/>	<input type="checkbox"/>	1.788,23	2.128,00
O	E104 Audio- / video connection radio system with QLED flat screen	1	<input type="checkbox"/>	<input type="checkbox"/>	410,08	488,00
O	E917 Sound system with active subwoofer (4 x speakers + subwoofer)	10	<input type="checkbox"/>	<input type="checkbox"/>	1.863,87	2.218,00
O	E118 JEHNERT sound system with additional amplifier, 4 x 2-way speaker system flush with the furniture, bass reflex subwoofer, additional Bluetooth interface for music streaming via smartphone	5	<input type="checkbox"/>	<input type="checkbox"/>	4.092,44	4.870,00
O	E853 5G Router, 12 V, DUAL SIM-Slot, (5G / LTE / 3G), WIFI / GPS roof antenna	2	<input type="checkbox"/>	<input type="checkbox"/>	1.907,56	2.270,00

Code	Description	kg	1050	1200	Net price EURO	Price / EURO incl. 19 % German tax
ELECTRICS						
S	230 V external connection with feed cable, FI personal protection device		<input checked="" type="checkbox"/>	<input checked="" type="checkbox"/>		
S	Battery monitor / ampere-hour meter for living area batteries		<input checked="" type="checkbox"/>	<input checked="" type="checkbox"/>		
S	Automatic shutdown of the on-board power supply in the event of battery undervoltage		<input checked="" type="checkbox"/>	<input checked="" type="checkbox"/>		
S	LCD VARIO control panel for monitoring the fresh / waste water, toilet tank and battery voltage of the vehicle / living area battery		<input checked="" type="checkbox"/>			
S	VARIO relay distributor with 230 V and 12 V fuse, gas / generator tank display, automatic switching from external / generator power		<input checked="" type="checkbox"/>	<input checked="" type="checkbox"/>		
S	Electrical lines laid in cable ducts for easy servicing, central electrical unit with control cabinet technology terminals		<input checked="" type="checkbox"/>	<input checked="" type="checkbox"/>		
S	Lighting with energy-saving LED spots, separate circuit		<input checked="" type="checkbox"/>	<input checked="" type="checkbox"/>		
S	Central main battery switch in the panel for all for all extraction points		<input checked="" type="checkbox"/>	<input checked="" type="checkbox"/>		
S	Mechanical main battery switch for starter batteries		<input checked="" type="checkbox"/>	<input checked="" type="checkbox"/>		
S	E605 Mechanical main battery switch for living area batteries		<input checked="" type="checkbox"/>	<input checked="" type="checkbox"/>		
O	E241 CTEK automatic charger 24 V / 14 A for starter batteries	4	<input type="checkbox"/>	<input type="checkbox"/>	814,28	969,00
O	E100 VARIO-CANBUS control with 7" touch monitor including smartphone control via WLAN in the vehicle, heating control, tank level display, battery capacity monitoring, inverter control, solar power display (only together with 5G / WLAN router, code E853)	5	<input type="checkbox"/>	<input type="checkbox"/>	4.749,58	5.652,00
S	Floor lighting 4 x in the floor area, changeover switch		<input checked="" type="checkbox"/>	<input checked="" type="checkbox"/>		
O	E403 ETA lighting bus control, light control modules, light circuits dimmable, programmable	2	<input type="checkbox"/>	<input type="checkbox"/>	738,65	879,00
O	E651 Indirect LED lighting kitchen worktop	6	<input type="checkbox"/>	<input type="checkbox"/>	5.410,08	6.438,00
O	E701 Indirect LED lighting vanity top and mirror cabinet	1	<input type="checkbox"/>	<input type="checkbox"/>	384,03	457,00
O	E702 Indirect LED lighting for head end of rear bed together with wooden panel and rear bed frame. Can be switched individually.	1	<input type="checkbox"/>	<input type="checkbox"/>	494,96	589,00
O	E703 Indirect LED lighting living room wall cupboards < 950	4	<input type="checkbox"/>	<input type="checkbox"/>	757,98	902,00
O	E705 Indirect LED lighting living room wall cupboards	20	<input type="checkbox"/>	<input type="checkbox"/>	3.432,77	4.085,00
S	Several outlets, 12 / 230 V		<input checked="" type="checkbox"/>	<input checked="" type="checkbox"/>		
O	E600 Outlet 230 V additional	1	<input type="checkbox"/>	<input type="checkbox"/>	173,11	206,00
O	E601 Outlet 12 V additional	1	<input type="checkbox"/>	<input type="checkbox"/>	173,11	206,00
O	E602 Double outlet 230 V in garage for e-bikes	1	<input type="checkbox"/>	<input type="checkbox"/>	173,11	206,00
O	E603 Outlet 24V, switched over ignition, front windshield / toll device	1	<input type="checkbox"/>	<input type="checkbox"/>	196,64	234,00
O	E606 USB-C/A Power-double socket 5 V / 3,6 A	1	<input type="checkbox"/>	<input type="checkbox"/>	226,89	270,00
O	E609 Wireless Smartphone Charger, inductive charging of a smartphone, integrated invisibly in the furniture	1	<input type="checkbox"/>	<input type="checkbox"/>	365,55	435,00
O	E275 VICTRON Quattro 5000 charger / sine wave inverter - combination, charging capacity 12 V / max. 220 A, external power connection adjustable from 4 - 16 A, sine wave inverter with 12 - 230 V / 5,000 VA, Touch GX 50 panel, including 3 x lithium batteries LiPo 12.8 V / 300 Ah, tempered (total capacity 900 Ah)	150	<input type="checkbox"/>		20.970,59	24.955,00
O	E277 VICTRON Quattro 5000 charger / sine wave inverter - combination, charging capacity 12 V / max. 220 A, External power connection adjustable from 4 - 16 A, sine wave inverter with 12 - 230 V / 5000 VA, Touch GX 50 panel, including 4 x lithium batteries LiPo 12.8 V / 300 Ah, tempered (total capacity 1,200 Ah)	180	<input type="checkbox"/>	<input type="checkbox"/>	24.463,87	29.112,00
O	E278 VICTRON Quattro 5000 charger / sine inverter combination, loading capacity 12 V / max. 220 A, external power connection adjustable 4 - 16 A, sinus inverter with 12 - 230 VA / 5000 VA, GX 50 touch panel, 6 x lithium battery LiPo 12,8 V / 300 Ah, tempered (total capacity 1800 Ah)	260	<input type="checkbox"/>	<input type="checkbox"/>	31.428,57	37.400,00
O	E311 Charging current increase while driving up to 24 -> 14 V / 70 A, with 24 V chassis	2	<input type="checkbox"/>	<input type="checkbox"/>	768,91	915,00
O	E312 Charging current increase while driving up to 24 -> 14 V / 140 A, with 24 V chassis (MB Actros)	3	<input type="checkbox"/>	<input type="checkbox"/>	1.793,28	2.134,00
O	E313 Second power supply with FI circuit breaker 230 V / 16 A with switch circuit 1-2, CEE connection cable	5	<input type="checkbox"/>	<input type="checkbox"/>	2.781,51	3.310,00

	Code	Description	kg	1050	1200	Net price EURO	Price / EURO incl. 19 % German tax
SOLAR							
<input type="radio"/>	E235	Solar panels 760 W (total capacity), charge controller	75	<input type="checkbox"/>	<input type="checkbox"/>	7.535,29	8.967,00
<input type="radio"/>	E237	Solar panels 1.140 W (total capacity), charge controller	110	<input type="checkbox"/>	<input type="checkbox"/>	11.792,44	14.033,00
<input type="radio"/>	E239	Solar panels 1.520 W (total capacity), charge controller	140	<input type="checkbox"/>	<input type="checkbox"/>	14.130,25	16.815,00
<input type="radio"/>	E240	Solar panels 1.710 W (total capacity), charge controller	155	<input type="checkbox"/>	<input type="checkbox"/>	15.300,00	18.207,00
GENERATOR							
<input type="radio"/>	G009	ONAN diesel generator, 4.8 kW (29°C), STAGE V, 230 V, 2,880 rpm, 2 x cylinder KUBOTA diesel engine, water-cooled, in soundproof box with integrated cooler/fan unit and exhaust system, control panel, generator in insulated external storage space assembled.	220	<input type="checkbox"/>	<input type="checkbox"/>	19.207,56	22.857,00
<input type="radio"/>	G020	Fuel cell EFOY pro 2800, 12 V / 125 W inclusive 10 l methanol fuel cartridge	22	<input type="checkbox"/>	<input type="checkbox"/>	auf Anfrage	
AIR CONDITION							
<input type="radio"/>	E902	Roof air conditioner DOMETIC FreshJet 3500, 230 V, cooling capacity 3,500 W, remote control	40	<input type="checkbox"/>	<input type="checkbox"/>	4.324,37	5.146,00
<input type="radio"/>	E906	SPLIT air conditioning VARIO Cool, 230 V, cooling capacity approx. 1,900 W, evaporator integrated in furniture construction, compressor / underfloor condenser unit in stainless steel housing, remote control (bedroom)	75	<input type="checkbox"/>	<input type="checkbox"/>	11.772,27	14.009,00
<input type="radio"/>	E907	SPLIT VARIO Cool Twin air conditioner, 230 V, cooling capacity approx. 3,600 W, evaporator integrated in furniture construction, twin compressor/condenser unit installed underfloor in stainless steel housing, remote control (living room)	100	<input type="checkbox"/>	<input type="checkbox"/>	20.541,18	24.444,00
SCOOTER GARAGE / PASSENGER CAR GARAGE							
<input type="radio"/>	R201	THULE VELO slide, E-bike rack for 2 bicycles, extendable	23	<input type="checkbox"/>	<input type="checkbox"/>	1.202,52	1.431,00
<input type="radio"/>	R204	Installation scooter, included rack and ramp	20	<input type="checkbox"/>	<input type="checkbox"/>	1.889,92	2.249,00
<input type="radio"/>	X101	Rear flap for rear end garage, partial movable rear panel and rear bumper	150	<input type="checkbox"/>	<input checked="" type="checkbox"/>	15.610,92	18.577,00
<input type="radio"/>	X102	Electrically operated sliding platform for small cars with automatic centering of the car on the platform, load capacity up to 1,000 kg (SMART)	250	<input type="checkbox"/>	<input type="checkbox"/>	22.978,99	27.345,00
<input type="radio"/>	X103	Electric sliding platform for automatic car retraction, load capacity approx. 1,300 kg (Mini, Fiat 500, Abarth 595, Toyota Aigo, VW up)	400	<input type="checkbox"/>	<input type="checkbox"/>	29.820,17	35.486,00
<input type="radio"/>	X104	Hydraulic sliding platform for automatic car retraction, load capacity approx. 1,700 kg (Porsche, Mercedes-Benz)	580	<input type="checkbox"/>	<input type="checkbox"/>	45.673,95	54.352,00
<input type="radio"/>	X105	Tailgate / car garage hydraulic operating and remote control, hiding inside hinges	70	<input type="checkbox"/>	<input type="checkbox"/>	14.144,54	16.832,00
<input type="radio"/>	X110	Mobile charging station for e-cars in the car garage, type 2 connection, 1,4 – 22 kW adjustable, 230 V socket (various connection plugs)	5	<input type="checkbox"/>	<input type="checkbox"/>	1.773,11	2.110,00
GAS							
<input type="checkbox"/>		Gas bottle box for 2 x 11 kg bottles, TRUMA DuoControl safety control with distance control monitoring Duo C and ice-ex		<input checked="" type="checkbox"/>	<input type="checkbox"/>		
<input type="checkbox"/>	B011	Motorhome without gas system (no 116 l gas tank / gas cylinder box), therefore 160 l diesel tank in the heated underfloor storage space, emergency switching to vehicle diesel tank with 3-way valve (only together with H200 / H 201)		<input type="checkbox"/>	<input checked="" type="checkbox"/>		
<input type="checkbox"/>	B010	Extension for 2 x 11 kg gas bottles (easy operating system)		<input checked="" type="checkbox"/>	<input type="checkbox"/>		
<input type="radio"/>	B003	Gas tank 110 l Eis-Ex (80% fillable), safety regulator, remote display, remote filling	100	<input type="checkbox"/>	<input type="checkbox"/>	4.928,57	5.865,00
<input type="radio"/>	B005	Gas extraction valve under outside storage compartment	2	<input type="checkbox"/>	<input type="checkbox"/>	364,71	434,00
<input type="radio"/>	B006	Gas remote switch for gas bottle system	1	<input type="checkbox"/>	<input type="checkbox"/>	315,13	375,00
<input type="radio"/>	Z007	2 x bottles grey per 11 kg, filled	48	<input type="checkbox"/>	<input type="checkbox"/>	268,91	320,00

Code	Description	kg	1050	1200	Net price EURO	Price / EURO incl. 19 % German tax
HEATING						
S	Engine heat exchanger for heating the living area with waste heat from the engine		■	■		
S	„ALDE Compact 3030“ hot water gas central heating with wall convectors, additional windscreen heating and exterior storage space heating as well as integrated hot water boiler 10 l, heating output propane 5,500 W / butane 6,400 W, electric heating cartridge 230 V - 1,050 / 2,100 W, thermostatic control, engine heat exchanger		■			
O	H205 Hot water diesel heater SCHEER MH 10/17 blue efficiency Two-stage Blue efficiency, heating output 10,000 W / 17,000 W, low-temperature diesel heater with blue burner technology and automatic altitude correction adjustment up to an altitude of 3,000 m, combustion at approx. 1,450° C for maximum reduction of exhaust gases, 100% soot-free, efficiency approx. 93%, integrated plate heat exchanger for hot water preparation, 3-room control with separate room thermostats, wall convectors in all rooms, controlled underfloor heating in the living room / kitchen and bathroom, heating of the insulated underfloor storage rooms (except for the car garage), heating of the windscreen via convectors, electric heating element 230 V/1,000 -2,000 W, engine heat exchanger for heating while driving, separate 160 l diesel tank in heated underfloor storage compartment, fuel filler flap, emergency switchover to vehicle tank (2-way valve), no gas system	140	☐	■	30.257,98	36.007,00
O	H016 Towel dryer bathroom white, temperature controller	10	☐	☐	668,07	795,00
O	H005 Floor heating system in living area with thermostatic steering in gangway and under bar table	25	☐	■	2.620,17	3.118,00
O	H004 Underfloor heating in the bathroom area	6	☐	■	1.628,57	1.938,00
O	H006 Bedroom heating with separate room thermostat, controllable	6	☐		947,90	1.128,00
O	H009 WEBASTO Thermo Pro 90 hot water diesel heater integrated in the hot water heating circuit, heat output 9,000 / 7,200 W, modulating burner, thermostatic control (for winter operation)	15	☐	☐	6.670,59	7.938,00
O	H011 Bathroom heating with room thermostat, individual room control	15	☐	■	2.725,21	3.243,00
O	H012 Bedroom heating with room thermostat, individual room control	15	☐	■	2.725,21	3.243,00
WATER SUPPLY						
S	Fresh water tank in the insulated and heated double floor, quick drain valve		■	■		
S	Fresh water tank, capacity 450 l		■			
S	Fresh water tank, capacity 500 l			■		
S	Grey water tank in the insulated and heated double floor, drain slide in the heated interior		■	■		
S	Grey water tank, volume 350 l		■			
S	Grey water tank, capacity 400 l			■		
S	Toilet tank in the insulated and heated double floor, emptying slide in the heated interior		■	■		
S	Toilet tank, capacity 250 l		■			
S	Toilet tank, capacity 300 l			■		
S	Water system with powerful pressure water pump 11 l/min and expansion tank		■	■		
S	Quick drain valves / entire water system (winter drain)		■	■		
S	Central disposal outlet with 3" bayonet connection for waste water/toilet tank		■	■		
S	Disposal hose, extendable, housed in a separate container		■	■		
S	Fresh water tank filling with GARDENA® - connection in storage compartment		■	■		
O	W104 City water connection with pressure reducer	2	☐	☐	854,62	1.017,00
O	W201 drinking water treatment plant	4	☐	☐	511,76	609,00
O	W202 SEAGULL - drinking water treatment plant	6	☐	☐	1.675,63	1.994,00
O	W400 Toilet tank flushing (connection between waste water / toilet tank with slider)	3	☐	☐	696,64	829,00
O	W401 Additional waste water hose 3" / 3 m with bayonet connection, container	6	☐	☐	256,30	305,00
O	W402 12 V macerator pump with bayonet connection, 12 V socket	10	☐	☐	2.449,58	2.915,00
O	W403 Collapsible hose set with bayonet connection 20 + 20 + 10 m, white, in transport box for macerator pump	10	☐	☐	517,65	616,00

Code		Description	kg	1050	1200	Net price EURO	Price / EURO incl. 19 % German tax
EXTERIOR DESIGN / PAINTWORK / EXTERIOR WALLS							
S		High-quality painting of the entire vehicle in 2-components - car paint uni white, roof gelcoat surface white		■	■		
S		Elegant color stripe design		■	■		
○	L014	Exterieur „BlackLINE“, black rims (6)	0	□		4.500,00	5.355,00
○	L015	Exterieur „BlackLINE“, black rims (8)	0	□		4.900,00	5.831,00
○	L016	Exterieur „BlackLINE“, black painted exhaust tips, licence plate panel and light surrounds	0	□	□	600,00	714,00
○	L105	Painting metallic, two-layer coating with clear lacquer	50	□	□	14.148,74	16.837,00
MISCELLANEOUS							
		Individual construction, compilation / sampling of the interior and the exterior design according to customer requirements		■	■		
S		100% custom build. Every VARIOmobil is an exquisite one-off.		■	■		
○	Y001	TÜV inspection, EC certificate		□	□	945,38	1.125,00
○	Z001	Ultrasonic alarm system with door / storage compartment contacts, remote control	4	□	□	2.255,46	2.684,00
○	Z002	Code lock for front door / alarm system	1	□	□	947,90	1.128,00
○	Z003	Service package, 2 x 20 m GARDENA folding hose, Euro gas tank adapter, Euro gas bottle adapter	6	□	□	503,36	599,00
○	Z004	"K.O." - Gas warning device in the bedroom	1	□	□	431,09	513,00
○	Z014	Fire extinguisher 2 kg	3	□	□	232,77	277,00

HIGH END MOTORHOMES. INDIVIDUAL BUSINESS VEHICLES. CUSTOM MADE IN GERMANY. BE MOBILE WORLDWIDE.



An Teckners Tannen 1
49163 BOHMTE / GERMANY

Phone ++49 5471 - 95 11 - 0
Service ++49 5471 - 95 11 - 40
Fax ++49 5471 - 95 11 - 59
M@il info@vario-mobil.com
Welcome! www.vario-mobil.com



VARIOmobil does not represent or warrant that its motorhomes can lawfully be operated on all roads or in all states. Laws restricting the length, width, and/or weight of vehicles vary from state to state. It is the responsibility of each prospective purchaser of a motorhome to determine any limitations or restrictions on the use of the motorhome in the states in which the purchaser intends to use it. Due to constant product improvement, styling, design, equipment and construction are subject to change without notice or obligation. We reserve the right to make changes, but are happy to verify any item on request. Some items featured may be optional.

08 | 2024. Mistakes and modifications possible.